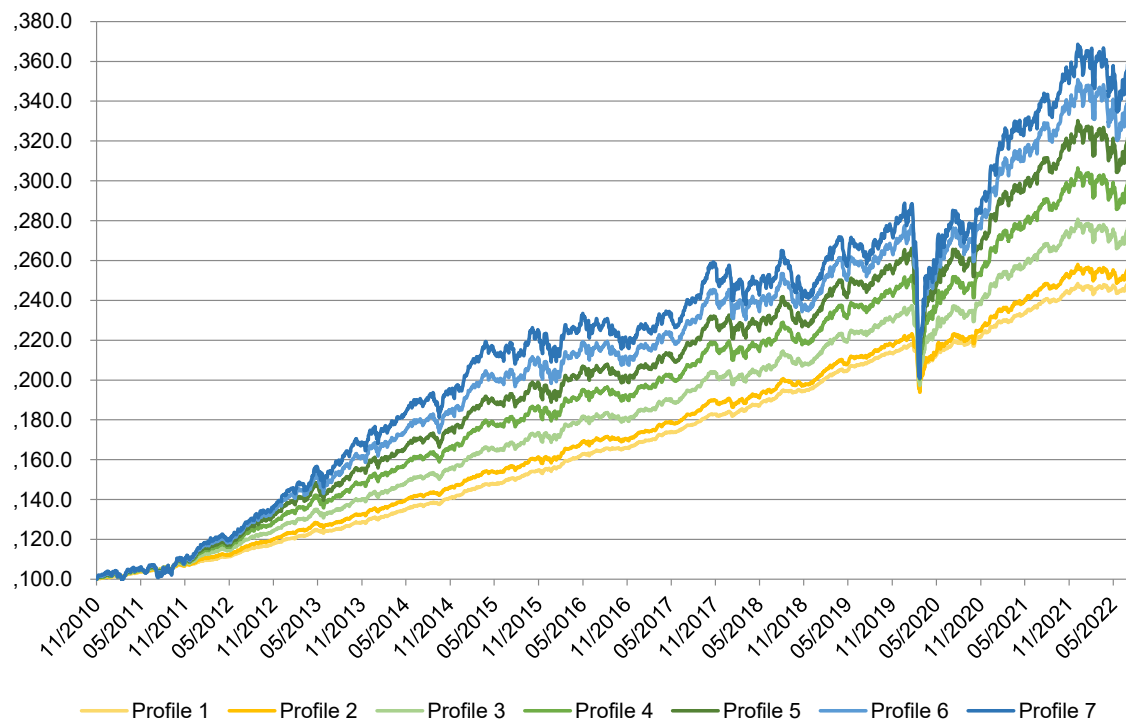


PORTFOLIOMETRIX - PRUDENTIAL GUIDELINES (REGULATION 28 COMPLIANT)



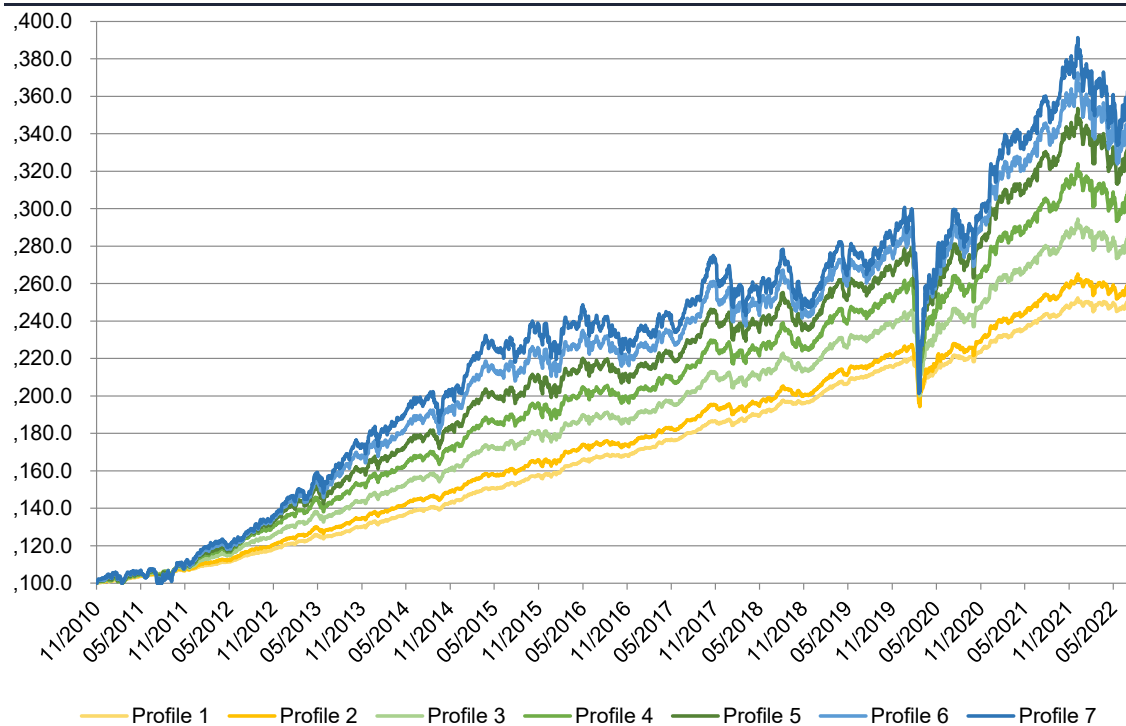
Model Name (PRS: Profile Risk Score)	Risk	Cumulative Return	Annualised Return
PortfolioMetrix Profile 1 (PRS: 13)	2.7%	149.9%	8.1%
PortfolioMetrix Profile 2 (PRS: 24)	3.9%	157.1%	8.3%
PortfolioMetrix Profile 3 (PRS: 35)	5.3%	177.0%	9.0%
PortfolioMetrix Profile 4 (PRS: 46)	6.8%	199.8%	9.8%
PortfolioMetrix Profile 5 (PRS: 55)	8.1%	221.2%	10.4%
PortfolioMetrix Profile 6 (PRS: 65)	9.4%	240.2%	10.9%
PortfolioMetrix Profile 7 (PRS: 100)	10.9%	256.6%	11.4%

Data Source: Financial Express

Profile: A fully investable model portfolio designed to target a prospectively defined level of risk. A Portfolio Risk Score (PRS) represents a static point on the risk continuum based on the PortfolioMetrix's Regulation 28 compliant approach on the Ninety One Platform. Performance reasonably reflects returns achieved for clients in any of these profiles after all asset management fees (fund TICs and the PortfolioMetrix fee), platform and advice fees are not included. Returns for clients not invested in these profiles will depend on their actual model portfolio characteristics including risk target.

DISCLAIMER: This document is only for professional financial advisers, their clients and their prospective clients. The information given here is for information purposes only and is not intended to constitute financial, legal, tax, investment or other professional advice. It should not be relied upon as such and PortfolioMetrix cannot accept any liability for loss for doing so. Any forecasts, expected future returns or expected future volatilities are not guaranteed and should not be relied upon. **The value of investments, and the income from them, can go down as well as up, and you may not recover the amount of your original investment. Past performance is not a reliable indicator of future performance.** Portfolio holdings and asset allocation can change at any time without notice. PortfolioMetrix Asset Management SA (Pty) Ltd is an Authorised Financial Services Provider in South Africa. Full calculation methodology available on request.

PORTFOLIOMETRIX - DISCRETIONARY



Model Name (PRS: Profile Risk Score)	Risk	Cumulative Return	Annualised Return
PortfolioMetrix Profile 1 (PRS: 17)	3.1%	152.1%	8.2%
PortfolioMetrix Profile 2 (PRS: 29)	4.5%	161.0%	8.5%
PortfolioMetrix Profile 3 (PRS: 41)	6.0%	185.8%	9.3%
PortfolioMetrix Profile 4 (PRS: 53)	7.7%	209.3%	10.0%
PortfolioMetrix Profile 5 (PRS: 65)	9.3%	232.7%	10.7%
PortfolioMetrix Profile 6 (PRS: 76)	10.9%	246.6%	11.1%
PortfolioMetrix Profile 7 (PRS: 100)	12.5%	259.8%	11.5%

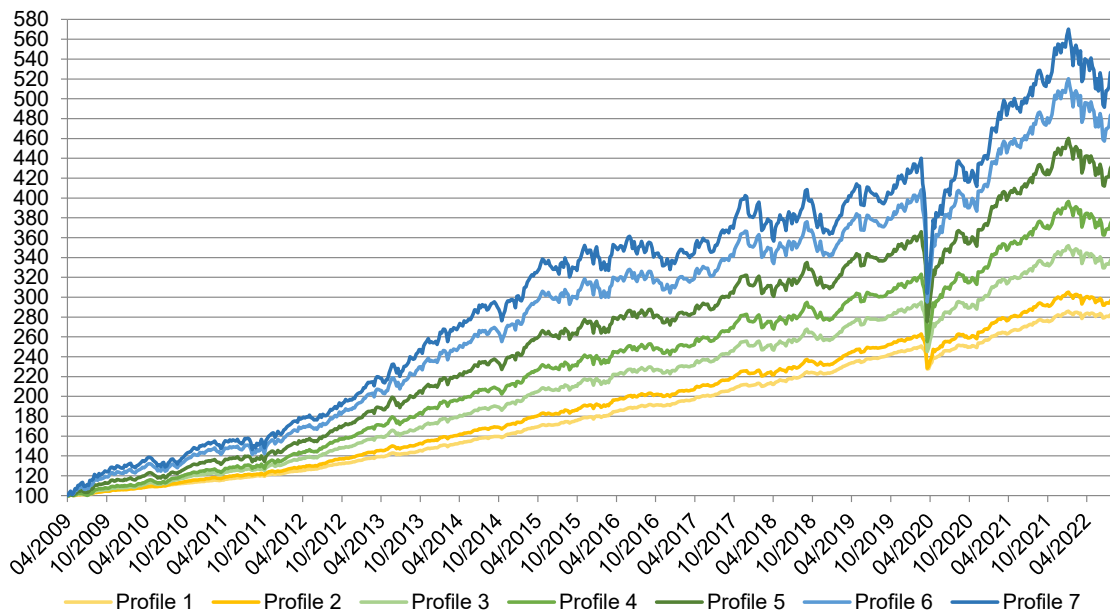
Data Source: Financial Express

Profile: A fully investable model portfolio designed to target a prospectively defined level of risk. A Portfolio Risk Score (PRS) represents a static point on the risk continuum based on the PortfolioMetrix's Discretionary approach on the Ninety One Platform. Performance reasonably reflects returns achieved for clients in any of these profiles after all asset management fees (fund TICs and the PortfolioMetrix fee), platform and advice fees are not included. Returns for clients not invested in these profiles will depend on their actual model portfolio characteristics including risk target.

DISCLAIMER: This document is only for professional financial advisers, their clients and their prospective clients. The information given here is for information purposes only and is not intended to constitute financial, legal, tax, investment or other professional advice. It should not be relied upon as such and PortfolioMetrix cannot accept any liability for loss for doing so. Any forecasts, expected future returns or expected future volatilities are not guaranteed and should not be relied upon. **The value of investments, and the income from them, can go down as well as up, and you may not recover the amount of your original investment. Past performance is not a reliable indicator of future performance.** Portfolio holdings and asset allocation can change at any time without notice. PortfolioMetrix Asset Management SA (Pty) Ltd is an Authorised Financial Services Provider in South Africa. Full calculation methodology available on request.

PORTFOLIOMETRIX - CONSOLIDATED TRACK RECORD

Until April 2010, Brandon Zietsman was CIO at Absa Wealth and architect of the Core Portfolio range (launched April 2009). Portfoliomatrix portfolios were launched at the end of November 2010. During the period 01/04/2010 to 01/12/2010, all asset allocation inputs to Absa Wealth's Core Portfolios were outsourced to Portfoliomatrix. Mandates and risk scores in this comparison across the ABSA and PMX portfolios are identical.



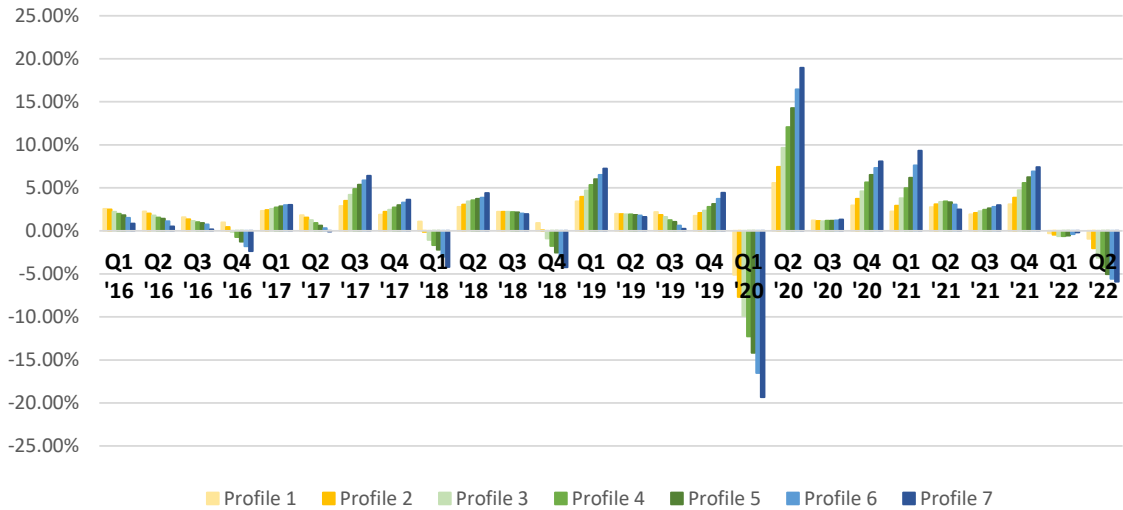
Model Name	Risk	Cumulative Return	Annualised Return
PortfolioMetrix Profile 1	3.2%	187.4%	8.2%
PortfolioMetrix Profile 2	4.6%	203.2%	8.6%
PortfolioMetrix Profile 3	6.2%	246.0%	9.7%
PortfolioMetrix Profile 4	7.9%	285.0%	10.5%
PortfolioMetrix Profile 5	9.7%	342.3%	11.7%
PortfolioMetrix Profile 6	11.4%	395.6%	12.6%
PortfolioMetrix Profile 7	13.1%	438.5%	13.3%

Data Source: Financial Express and ABSA Wealth Ltd (with permission and thanks)

Profile: A fully investable model portfolio designed to target a prospectively defined level of risk. A Portfolio Risk Score (PRS) represents a static point on the risk continuum based on the Portfoliomatrix's Regulation 28 compliant approach on the Ninety One Platform. Performance reasonably reflects returns achieved for clients in any of these profiles after all asset management fees (fund TICs and the Portfoliomatrix fee), platform and advice fees are not included. Returns for clients not invested in these profiles will depend on their actual model portfolio characteristics including risk target.

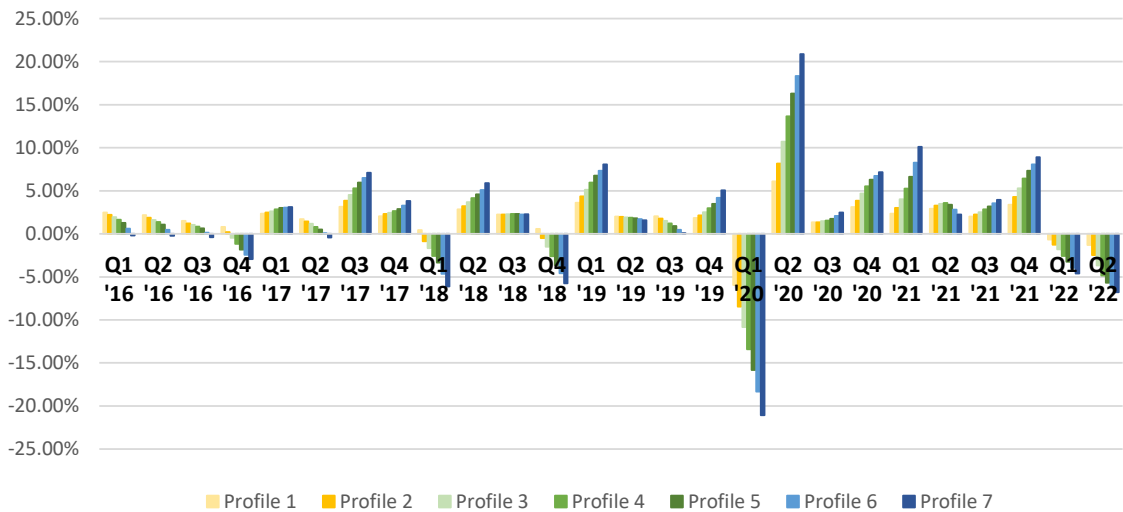
DISCLAIMER: This document is only for professional financial advisers, their clients and their prospective clients. The information given here is for information purposes only and is not intended to constitute financial, legal, tax, investment or other professional advice. It should not be relied upon as such and Portfoliomatrix cannot accept any liability for loss for doing so. Any forecasts, expected future returns or expected future volatilities are not guaranteed and should not be relied upon. **The value of investments, and the income from them, can go down as well as up, and you may not recover the amount of your original investment. Past performance is not a reliable indicator of future performance.** Portfolio holdings and asset allocation can change at any time without notice. Portfoliomatrix Asset Management SA (Pty) Ltd is an Authorised Financial Services Provider in South Africa. Full calculation methodology available on request.

PORTFOLIOMETRIX - REGULATION 28 QUARTERLY COMPARISON



Note: Quarterly performance prior to 2015 is available on request

PORTFOLIOMETRIX - DISCRETIONARY QUARTERLY COMPARISON



Note: Quarterly performance prior to 2015 is available on request

DISCLAIMER: This document is only for professional financial advisers, their clients and their prospective clients. The information given here is for information purposes only and is not intended to constitute financial, legal, tax, investment or other professional advice. It should not be relied upon as such and PortfolioMetrix cannot accept any liability for loss for doing so. Any forecasts, expected future returns or expected future volatilities are not guaranteed and should not be relied upon. **The value of investments, and the income from them, can go down as well as up, and you may not recover the amount of your original investment. Past performance is not a reliable indicator of future performance.** Portfolio holdings and asset allocation can change at any time without notice. PortfolioMetrix Asset Management SA (Pty) Ltd is an Authorised Financial Services Provider in South Africa. Full calculation methodology available on request.

PORTFOLIOMETRIX - PERIODIC PERFORMANCE

PortfolioMetrix Regulation 28 Compliant Profiles

	Profile 1	Profile 2	Profile 3	Profile 4	Profile 5	Profile 6	Profile 7
1 Month	0.5%	0.4%	0.2%	0.0%	-0.2%	-0.4%	-0.6%
3 Month	0.9%	0.7%	0.4%	0.2%	0.0%	-0.2%	-0.4%
6 Month	1.3%	0.6%	0.0%	-0.6%	-0.9%	-1.1%	-1.2%
1 Year	3.8%	3.5%	3.2%	3.1%	3.1%	3.5%	3.9%
3 Years*	6.0%	6.4%	7.1%	8.0%	8.9%	9.7%	10.4%
5 Years*	7.0%	7.0%	7.2%	7.6%	8.0%	8.2%	8.2%
Since Inception*	8.1%	8.3%	9.0%	9.8%	10.4%	10.9%	11.4%

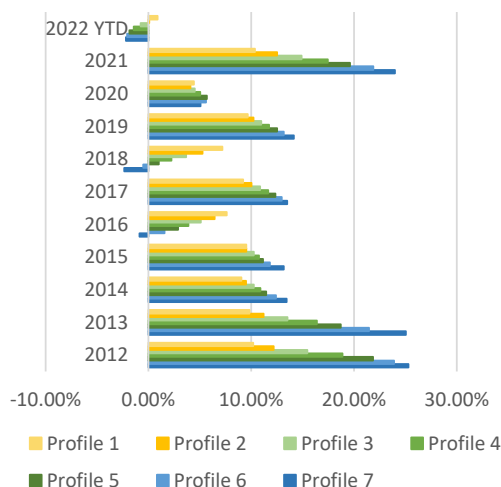
* Annualised

PortfolioMetrix Discretionary Profiles

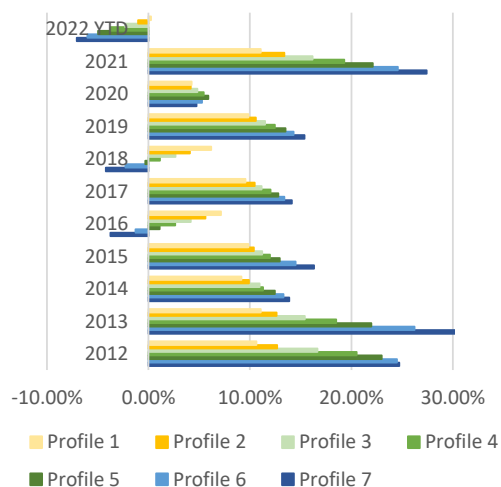
	Profile 1	Profile 2	Profile 3	Profile 4	Profile 5	Profile 6	Profile 7
1 Month	0.5%	0.3%	0.1%	-0.1%	-0.4%	-0.6%	-0.9%
3 Month	0.9%	0.6%	0.4%	0.1%	-0.1%	-0.2%	-0.4%
6 Month	1.0%	0.2%	-0.6%	-1.4%	-1.9%	-2.2%	-2.5%
1 Year	3.4%	2.7%	2.2%	1.6%	1.2%	1.0%	0.8%
3 Years*	6.0%	6.4%	7.2%	8.0%	8.7%	9.1%	9.7%
5 Years*	6.9%	6.8%	7.1%	7.4%	7.7%	7.5%	7.5%
Since Inception*	8.2%	8.5%	9.3%	10.0%	10.7%	11.1%	11.5%

* Annualised

PortfolioMetrix Regulation 28 Compliant Profiles



PortfolioMetrix Discretionary Profiles



Note: Quarterly performance prior to 2012 is available on request

DISCLAIMER: This document is only for professional financial advisers, their clients and their prospective clients. The information given here is for information purposes only and is not intended to constitute financial, legal, tax, investment or other professional advice. It should not be relied upon as such and PortfolioMetrix cannot accept any liability for loss for doing so. Any forecasts, expected future returns or expected future volatilities are not guaranteed and should not be relied upon. **The value of investments, and the income from them, can go down as well as up, and you may not recover the amount of your original investment. Past performance is not a reliable indicator of future performance.** Portfolio holdings and asset allocation can change at any time without notice. PortfolioMetrix Asset Management SA (Pty) Ltd is an Authorised Financial Services Provider in South Africa. Full calculation methodology available on request.