

VT PortfolioMetrix GBP Allocation Balanced Acc As of 28/02/2025

PMX

INVESTMENT OBJECTIVES AND POLICY

The investment objective of the Fund is to generate both capital growth and income over the longer term (more than 7 years).

The Fund will seek to achieve its objectives by investing in at least 80% in passive (that is those investments which aim to track the performance of various financial indices) collective investment funds (such as OEICS, exchange traded funds and Investment Trusts, and which may include funds managed and/or operated by the ACD or Investment Manager) which will provide exposure to a diversified portfolio but with a preference (more than 50%) towards exposure (indirectly) to higher risk assets such as equities (and to a limited degree alternatives such as property, infrastructure and commodities) and less emphasis on lower risk assets such as cash and fixed income. It is expected that the exposure to higher risk assets such as equities will typically be between 50-70%.

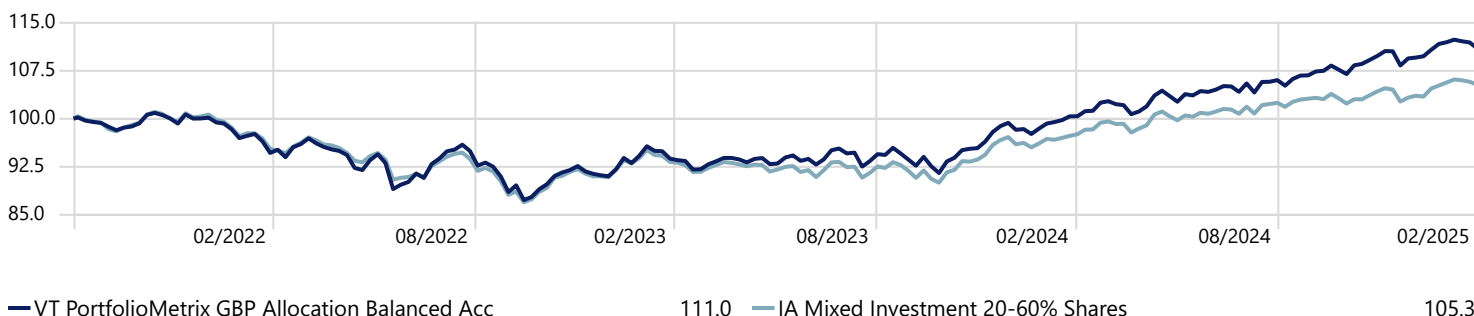
For full investment objectives and policy details please refer to the prospectus.

SNAPSHOT

ISIN	GB00BP8Z4B09
Inception Date	31/08/2021
Domicile	United Kingdom
Fund Legal Structure	Open Ended Investment Company
Morningstar Rating Overall	★★★★★
IA Sector	Mixed Investment 20-60% Shares
Ongoing Cost	0.45%
NAV (Mo-End)	1.11

The value of investments, and the income from them, can go down as well as up, and you may not recover the amount of your original investment

INVESTMENT GROWTH - SINCE INCEPTION

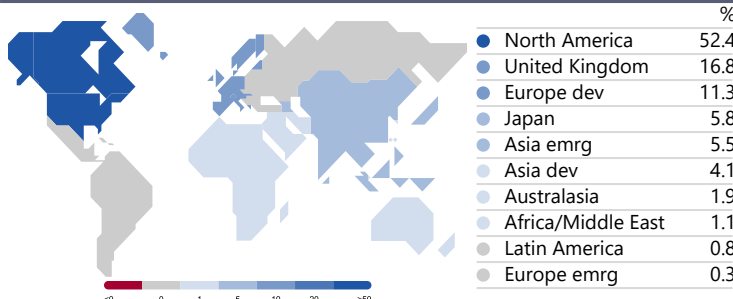


TRAILING RETURNS

	MTD	QTD	YTD	1 Year	3 Years	5 Years	Since Inception (08/2021)
VT PortfolioMetrix GBP Allocation Balanced Acc	-0.7	1.9	1.9	10.9	16.0	—	11.01
IA Mixed Investment 20-60% Shares	-0.3	2.1	2.1	8.3	9.9	19.02	5.31

	01/03/2024 - 28/02/2025	01/03/2023 - 29/02/2024	01/03/2022 - 28/02/2023	01/03/2021 - 28/02/2022	01/03/2020 - 28/02/2021
VT PortfolioMetrix GBP Allocation Balanced Acc	10.9	7.1	-2.3	—	—
IA Mixed Investment 20-60% Shares	8.3	4.7	-3.0	1.6	6.6

EQUITY REGIONAL EXPOSURE



LEADING CONTRIBUTORS (YTD)

Time Period: 01/01/2025 to 28/02/2025	
Fund Name	Return (%)
Vanguard FTSE Dev €pe exUKEqldxInsPI£Acc	10.7
Vanguard FTSE UKAllShrldxUnitTrInsPI£Acc	6.9
iShares Envir&Lw Carb Tilt REldx(UK)DAcc	3.8
L&G Global Infrastructure Index I Acc	2.3
Vanguard Em Mkts Stk Idx Ins PI £ Acc	1.9

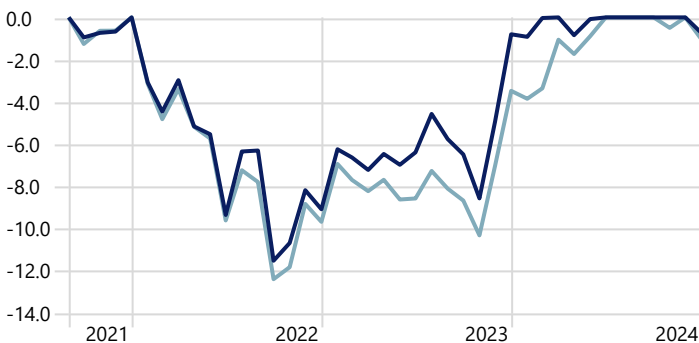
DISCLAIMER

This document is only for professional financial advisers, their clients and their prospective clients. The information given here is for information purposes only and is not intended to constitute financial, legal, tax, investment or other professional advice. It should not be relied upon as such and PortfolioMetrix cannot accept any liability for loss for doing so. The value of investments, and the income from them, can go down as well as up, and you may not recover the amount of your original investment. **Past performance is not a reliable indicator of future performance. Fund holdings and asset allocation can change at any time without notice.** For further information on the risks and risk profiles of our funds, please refer to the relevant Key Investor Information Document and Prospectus. PortfolioMetrix Asset Management Ltd is authorised and regulated by the Financial Conduct Authority.



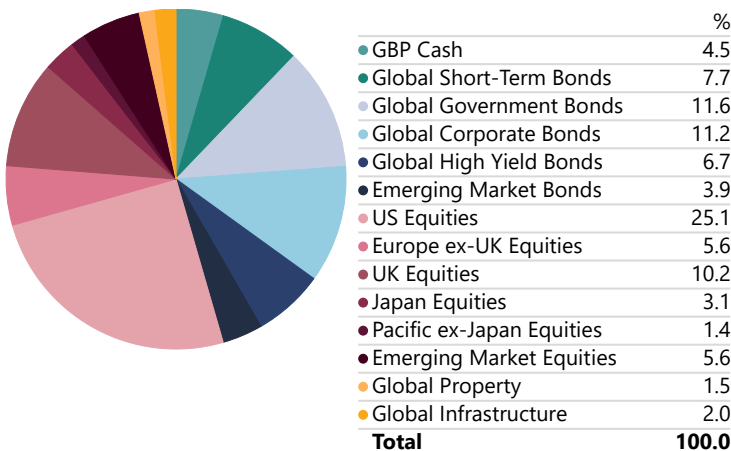
As of 28/02/2025

DRAWDOWN

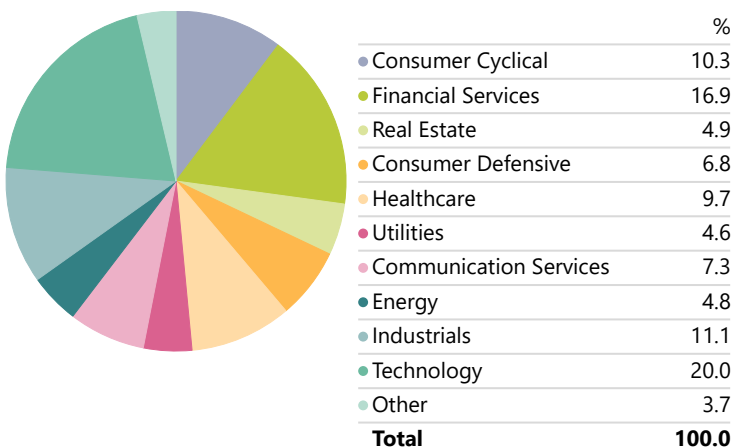


—VT PortfolioMetrix GBP Allocation Balanced Acc —IA Mixed Investment 20-60% Shares

ASSET ALLOCATION



EQUITY SECTORS



DISCLAIMER

This document is only for professional financial advisers, their clients and their prospective clients. The information given here is for information purposes only and is not intended to constitute financial, legal, tax, investment or other professional advice. It should not be relied upon as such and PortfolioMetrix cannot accept any liability for loss for doing so. The value of investments, and the income from them, can go down as well as up, and you may not recover the amount of your original investment. **Past performance is not a reliable indicator of future performance. Fund holdings and asset allocation can change at any time without notice.** For further information on the risks and risk profiles of our funds, please refer to the relevant Key Investor Information Document and Prospectus. PortfolioMetrix Asset Management Ltd is authorised and regulated by the Financial Conduct Authority.

HOLDINGS (%)

Fund Name	Weighting (%)
iShares Broad Global Govt Bd ETF GBPHDis	11.3
Vanguard Glb Corp Bd Idx Ins Pl £ H Acc	11.0
Vanguard FTSE UKAllShrldxUnitTrlnsPl£Acc	10.0
SPDR S&P 500 ETF	9.0
Invesco S&P 500 ETF	8.8
Vanguard U.S. Eq Idx Ins Pl £ Acc	8.4
NT Gbl Hi Yld Bd Scltdx Cl A GBP HdgAcc	6.8
Vanguard FTSE Dev €pe exUKEqldxInsPl£Acc	5.7
Vanguard Em Mkts Stk Idx Ins Pl £ Acc	5.7
iShares Em Mkts GovBd Idx(IE) D £H D	3.9
Vanguard Glb S/T Corp Bd Idx Ins Pl£HAcc	3.8
Vanguard UK S/T Invnm Grd Bd IdxInsPl£Acc	3.8
Vanguard Stlg S/T Mny Mkts Ins PlsGBPAcc	3.4
Vanguard Jpn Stk Idx Ins Pl £ Acc	3.0
L&G Global Infrastructure Index I Acc	2.0
iShares Envir&Lw Carb Tilt REldx(UK)DAcc	1.5
Vanguard Pac exJpn Stk Idx Ins Pl £ Acc	1.4

LEAD INVESTMENT TEAM



Alex Funk, CFA®

Alex is a CFA® charterholder with over 12 years' of financial services experience. Alex is the Chief Investment Officer at PortfolioMetrix.



Phil Wellington, CFA®

Phil is a CFA® charterholder and has over 15 years' worth of financial services experience. Phil is an Investment Analyst at PortfolioMetrix.



Oliver Jones, CFA®

Oliver is a CFA® charterholder and has over 7 years' worth of financial services experience. Oliver is an Investment Analyst at PortfolioMetrix.