

Investment Objective and Policy

The investment objective of the Fund is to generate both capital growth and income over the longer term (more than 7 years).

The Fund will seek to achieve its objectives by investing at least 80% in collective investment funds (such as OEICS, exchange traded funds and Investment Trusts, and which may include funds managed and/or operated by the ACD or Investment Manager) which will provide exposure to a diversified portfolio but with a preference (more than 50%) towards exposure (indirectly) to higher risk assets such as equities (and to a limited degree alternatives such as property, infrastructure and commodities) and less emphasis on lower risk assets such as cash and fixed income. It is expected that the exposure to higher risk assets such as equities will typically be between 50-70%.

For full investment objectives and policy details please refer to the prospectus.

Net Performance



	Cumulative Returns		
	Fund	Comparator	Relative
1 Month	1.2%	1.0%	0.2%
3 Months	5.7%	4.8%	0.9%
6 Months	6.8%	5.8%	1.0%
Year to Date	1.1%	0.7%	0.4%
1 Year	6.0%	5.4%	0.6%
3 Year	4.1%	6.8%	-2.7%
Since Inception	5.0%	6.2%	-1.2%
Risk [^] (Since Inception)	7.2%	7.3%	

The value of investments may fall. Past performance is not a reliable indicator of future performance. [^]Weekly (Friday to Friday) standard deviation of return.

Regulatory Disclosure

This fund is authorised in the United Kingdom and regulated by the Financial Conduct Authority. The VT PortfolioMetrix GBP Core funds are sub-funds of VT PortfolioMetrix GBP Funds ICVC, an open-ended investment company registered in England and Wales under registered number IC035161. Further details, including copies of the prospectus, annual reports and accounts are available free of charge at www.valu-trac.com.

Disclaimer

This document is only for professional financial advisers, their clients and their prospective clients. The information given here is for information purposes only and is not intended to constitute financial, legal, tax, investment or other professional advice. It should not be relied upon as such and PortfolioMetrix cannot accept any liability for loss for doing so. **The value of investments, and the income from them, can go down as well as up, and you may not recover the amount of your original investment. Past performance is not a reliable indicator of future performance.** Fund holdings and asset allocation can change at any time without notice. For further information on the risks and risk profiles of our funds, please refer to the relevant Key Investor Information Document and Prospectus. PortfolioMetrix Asset Management Ltd is authorised and regulated by the Financial Conduct Authority.

General information

Launch Date	30 December 2020
Model Comparator	A blend designed to give a similar risk profile to the VT PortfolioMetrix GBP Core Balanced Fund and is a 50/50 combination of the following sectors: IA Mixed Investments 20%-60% Shares IA Mixed Investments 40%-85% Shares
Underlying Assets	Collective Investment Schemes authorised or recognised by the FCA.

Fund details

Fund Name	VT PortfolioMetrix GBP Core Balanced Fund
ISIN	GB00BM9GNH01
SEDOL	BM9GNH0
Manager	PortfolioMetrix Asset Management Limited
Authorised Corporate Director	Valu-Trac Investment Management Limited
Fund Structure	UCITS
Domicile	United Kingdom
Currency	GBP
Distribution Policy	Accumulation
Dealing Frequency	Daily
Valuation Point	12pm UK Time
Yield	2.07%
Fund Size	£291,446,000
Ongoing Charges Figure (OCF)	0.89%
NAV Price (Fund Inception)	100.0
NAV Price (Month End)	105.0

Risk Profile

Medium Risk

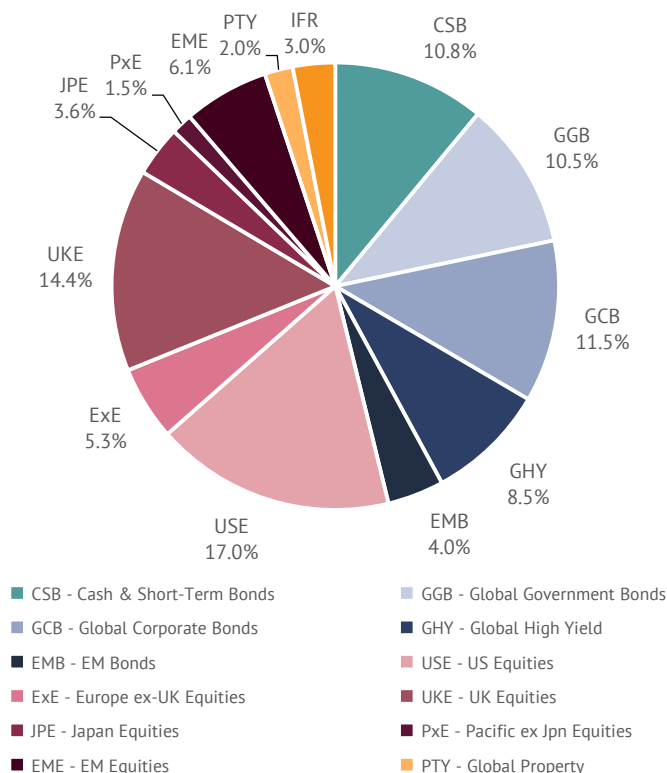
Whilst the fund is well-diversified, the exposure to growth assets (such as local and international equities and property) will cause fluctuations in value, as can even lower-risk assets such as cash and bonds. Diversification reduces risk substantially in that the returns of different assets do not move in the same direction simultaneously; some may move up whilst others move down. Nevertheless, negative returns are possible in years where poor market conditions are experienced.

PortfolioMetrix Contact Details

Address	Ground Floor, 66 Buckingham Gate London, SW1E 6AU
Telephone	+44 207 965 7533
Email	info@portfoliomatrix.co.uk
Website	https://www.portfoliomatrix.com/

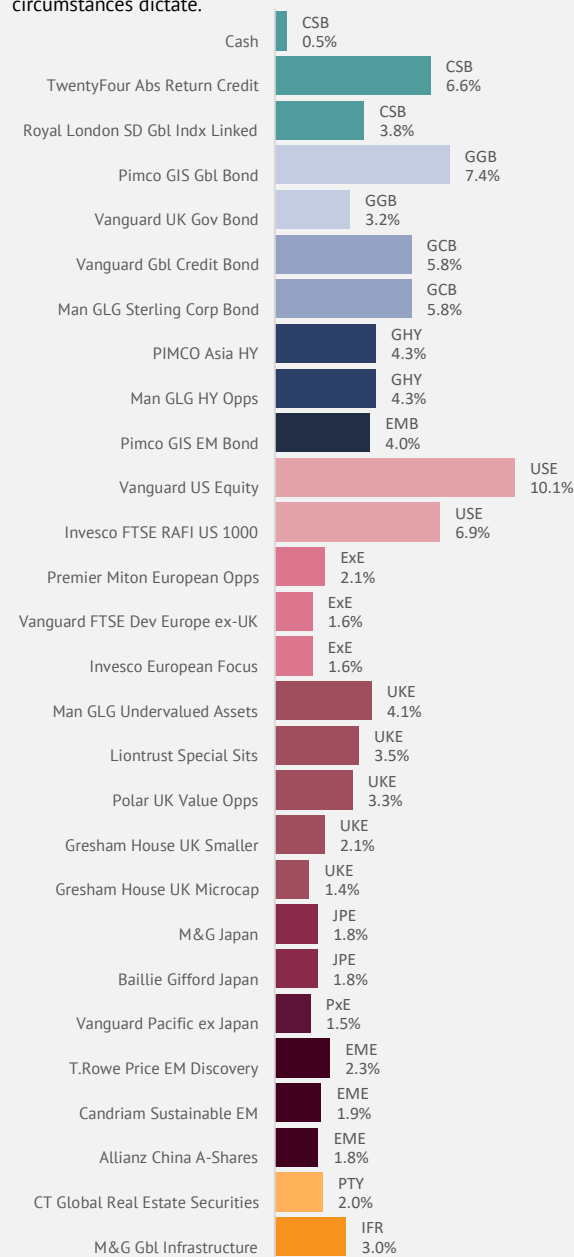
Look Through Target Asset Allocation*

Asset allocation is the primary driver of risk in the fund – it is also the primary driver of returns. In this portfolio, the risk-reducing benefits of diversification allow for a significant inclusion of growth assets, whilst still maintaining a moderate risk profile.



Look Through Underlying Fund Target Weights*

Underlying funds are held within the PortfolioMetrix Multi Asset Funds. The underlying funds are selected based on rigorous quantitative (numbers) and qualitative (judgement) processes. Typically, funds are selected that are specific to an asset class, although flexible funds may be used as appropriate. The current fund target weights are indicated in the chart below, although these will be varied by the investment committee as circumstances dictate.



Lead Investment Team



Nic Spicer, FFA CFA®
Nic is an actuary, a CFA® charterholder and has over 14 years' worth of financial services experience. Nic is UK Head of Investments at PortfolioMetrix.



Phil Wellington, CFA®
Phil is a CFA® charterholder and has over 13 years' worth of financial services experience. Phil is an Investment Analyst at PortfolioMetrix.



Brandon Zietsman, CAIA, CFA®
Brandon is a CFA® charterholder, a CAIA charterholder and has over 27 years' worth of financial services experience. Brandon is CIO at PortfolioMetrix.

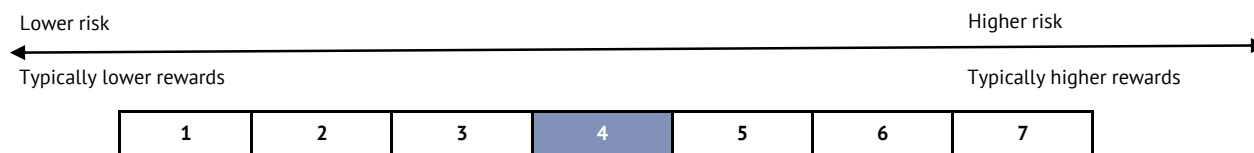
Disclaimer

This document is only for professional financial advisers, their clients and their prospective clients. The information given here is for information purposes only and is not intended to constitute financial, legal, tax, investment or other professional advice. It should not be relied upon as such and PortfolioMetrix cannot accept any liability for loss for doing so. **The value of investments, and the income from them, can go down as well as up, and you may not recover the amount of your original investment. Past performance is not a reliable indicator of future performance.** Fund holdings and asset allocation can change at any time without notice. For further information on the risks and risk profiles of our funds, please refer to the relevant Key Investor Information Document and Prospectus. PortfolioMetrix Asset Management Ltd is authorised and regulated by the Financial Conduct Authority.

*Rounded to one decimal place. Asset allocation and fund selection may differ due to rounding.

Risk & Reward Information

The Risk and Reward Indicator table demonstrates where the Fund ranks in terms of its potential risk and reward. The higher the rank the greater the potential reward but the greater the risk of losing money. It is based on past data, may change over time and may not be a reliable indication of the future risk profile of the Fund. The shaded area of the table below shows where the Fund ranks in terms of its potential risk and reward based on historical data.



Historical data may not be a reliable indicator of the Fund's future risk profile. The risk category shown is not guaranteed and may change over time. The lowest category does not mean "risk free".

The Fund is ranked 4 because simulated monthly historical performance data indicates that average rises and falls in market prices would have occurred historically.

The following risks are material in addition to the risks captured by the indicator above:

1. Counterparty risk: The Fund can conclude various transactions with contractual partners. If a contractual partner becomes insolvent, it can no longer or can only partly settle unpaid debts owed to the Fund.
2. Market Risk: External factors can cause an entire asset class to decline in value which would result in a decrease in the value of investments.
3. Currency Risk: As the Fund may invest in overseas securities, movements in exchange rates may, when not hedged, cause the value of your investment to increase or decrease.
4. Liquidity Risk: adverse market conditions may affect the ability to sell certain assets when necessary. Reduced liquidity may have a negative impact on the price of assets.
5. Concentration Risk: This Fund holds a limited number of investments. If one of these investments falls in value this can have a greater impact on the Fund's value than if it held a larger number of investments.

For full details of the Fund's risks, please see the prospectus.

Practical Information

The depositary for the Fund is NatWest Trustee and Depositary Services Limited.

You can obtain further information about the Fund, copies of the prospectus, annual reports and accounts and half-yearly reports and accounts in English, free of charge, from Valu-Trac Investment Management Limited, Orton, Moray, IV32 7QE. They are also available electronically at www.valu-trac.com.

The Fund's latest published price and other information is available at www.valu-trac.com and, during normal business hours, by calling 01343 880 344.

The Fund is a sub-fund of VT PortfolioMetrix GBP Funds ICVC (the Company). The Prospectus and annual or half yearly reports and accounts contain information about the Company and all of its sub-funds.

Each of the sub-funds of the Company is segregated by law: the assets of this Fund may not be used to pay the liabilities of other subfunds of the Company.

Shares in other classes may be available. Details are set out in the Prospectus. It may be possible to switch your investment at any time for shares in other classes within the Fund or for shares in a class within a different sub-fund. For further information on switching please contact Valu-Trac Investment Management Limited by calling 01343 880 344.

United Kingdom tax legislation may have an impact upon your own personal tax position. You are advised to seek professional advice on the tax treatment of your investment in the Fund.

Details of the up to date remuneration policy of Valu-Trac Investment Management Limited which includes a description of how remuneration and benefits are calculated and the identities of the persons responsible for awarding remuneration and benefits, is available at www.valu-trac.com and a paper copy is available free of charge upon request.

The Fund is authorised in the United Kingdom and regulated by the Financial Conduct Authority. Valu-Trac Investment Management Limited is authorised in the United Kingdom and regulated by the Financial Conduct Authority.