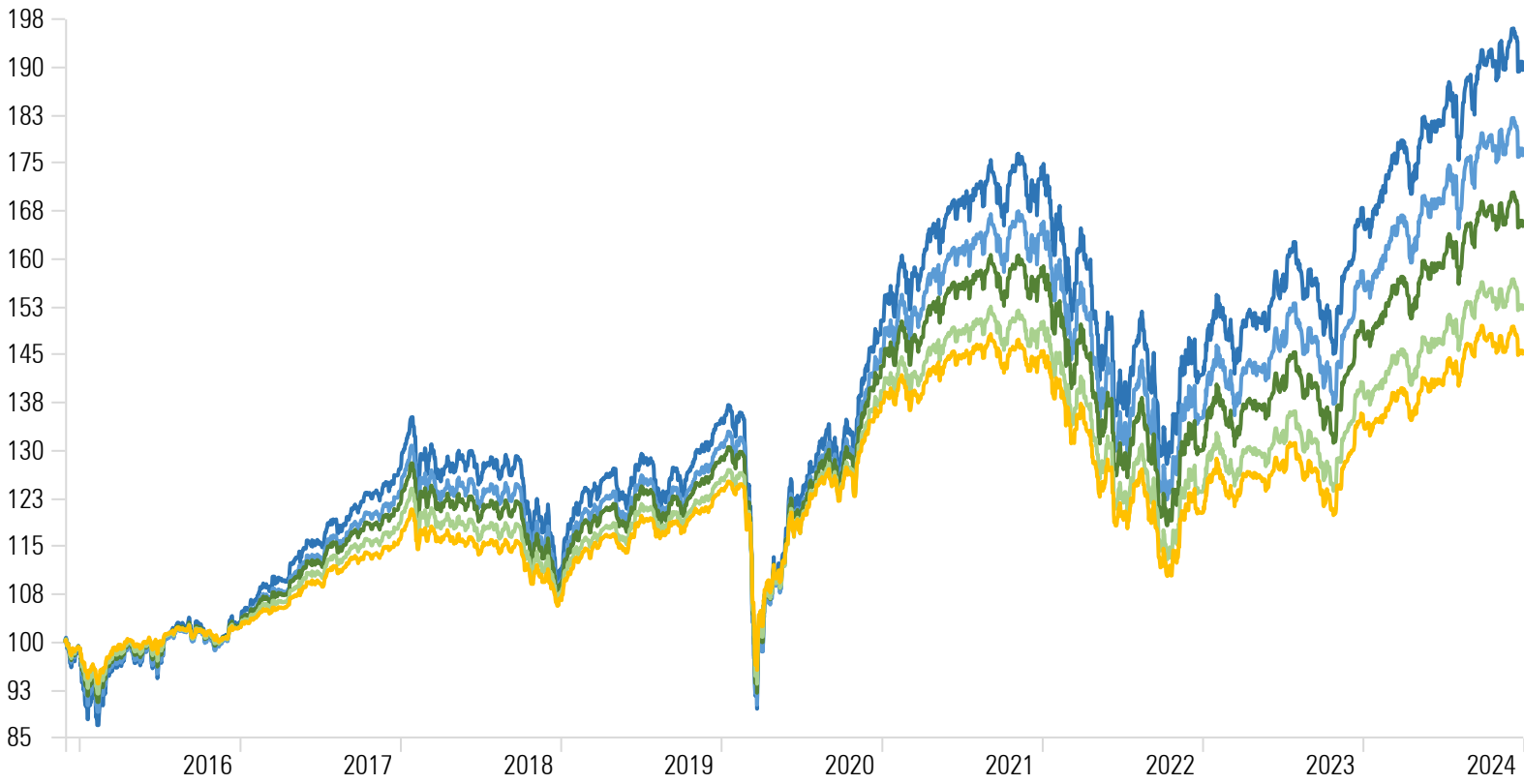


Global Portfolio Series Performance (USD UCITS Implementation)

PortfolioMetrix Global Portfolio Series Performance (USD) - UCITS

Time Period: 01/12/2015 to 31/12/2024



- GPS Profile 3
- GPS Profile 4
- GPS Profile 5
- GPS Profile 6
- GPS Profile 7

Methodology: Returns are annualised when the measurement period is greater than one year (except if stated otherwise) and risk is calculated by using the monthly standard deviation of returns, annualised. The cash basis for the benchmark is determined by the International Monetary Fund's Special Drawing Rights (SDR), estimating a representative global cash benchmark. The performance composite of the profile is compiled from two sources, the first contributes performance from inception to 2019/01/31 for Profiles 4 to 7 and from inception to 2020/01/31 for Profile 3 and was based on fully investable model portfolios made available at Capital International Group. Thereafter the performance is based on the Blended UCITS methodology (Interpolated Solution), as identified by a thick-weight time series. Full calculation methodology available on request.

Performance as denoted in US Dollars (USD)

	Risk	Cumulative Return	Annualised Return
GPS Profile 3	10.1	45.3	4.2
GPS Profile 4	11.1	52.3	4.7
GPS Profile 5	12.3	65.3	5.7
GPS Profile 6	13.4	76.5	6.5
GPS Profile 7	14.6	89.9	7.3

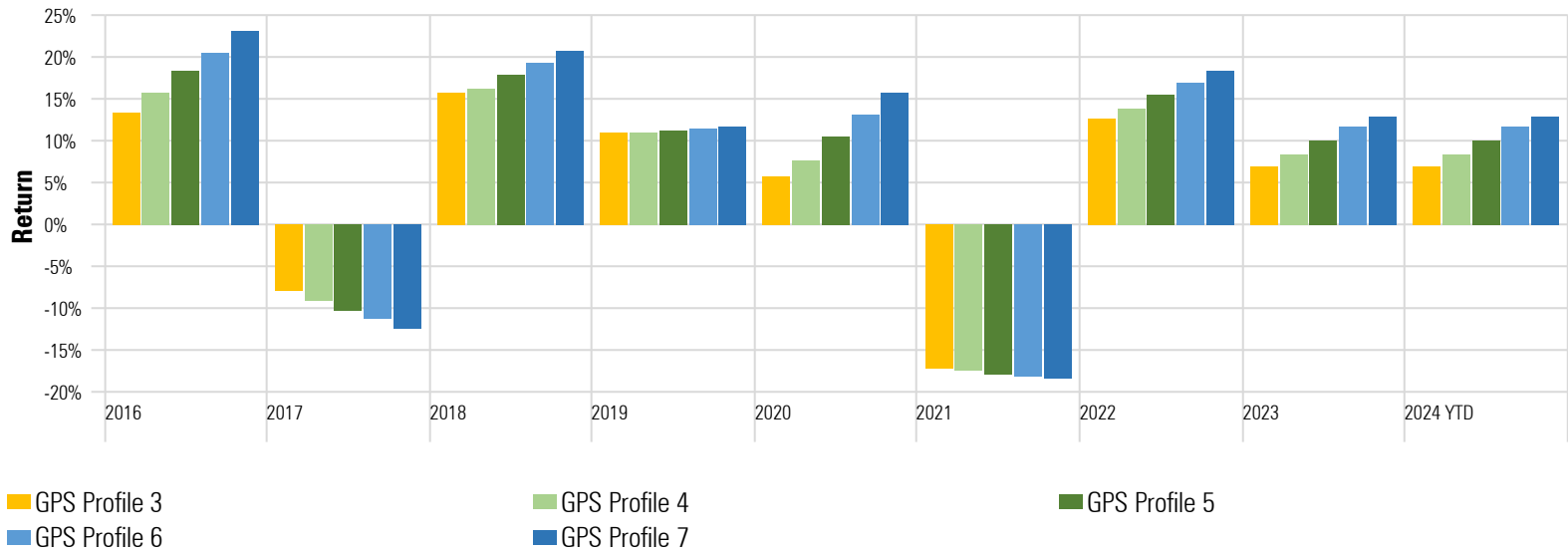
DISCLAIMER: This document is only for professional financial advisers, their clients and their prospective clients. The information given here is for information purposes only and is not intended to constitute financial, legal, tax, investment or other professional advice. It should not be relied upon as such and PortfolioMetrix cannot accept any liability for loss for doing so. Any forecasts, expected future returns or expected future volatilities are not guaranteed and should not be relied upon. **The value of investments, and the income from them, can go down as well as up, and you may not recover the amount of your original investment. Past performance is not a reliable indicator of future performance.** Portfolio holdings and asset allocation can change at any time without notice. PortfolioMetrix Asset Management SA (Pty) Ltd is an Authorised Financial Services Provider in South Africa. Full calculation methodology available on request.

Global Portfolio Series Performance (USD UCITS Implementation)

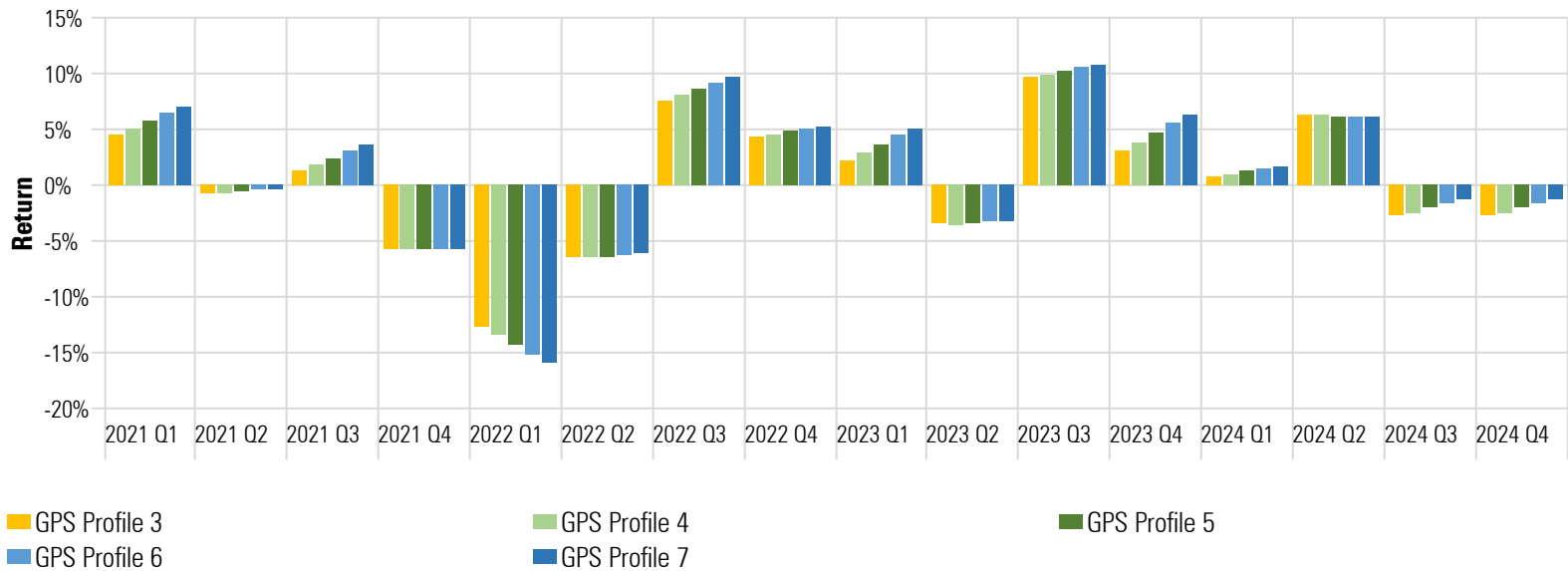
PortfolioMetrix - Periodic Performance

	1 Month	3 Month	6 Month	1 Year	3 Year	5 Year	Since Inception
GPS Profile 3	-2.1	-2.8	3.2	7.0	0.0	3.3	4.2
GPS Profile 4	-2.1	-2.5	3.5	8.3	0.5	3.9	4.7
GPS Profile 5	-2.1	-2.1	3.9	10.1	1.4	5.1	5.7
GPS Profile 6	-2.1	-1.7	4.3	11.6	2.2	6.2	6.5
GPS Profile 7	-2.2	-1.3	4.6	13.0	2.9	7.1	7.3

PortfolioMetrix - Calendar Year Performance



PortfolioMetrix - Quarterly Performance



DISCLAIMER: This document is only for professional financial advisers, their clients and their prospective clients. The information given here is for information purposes only and is not intended to constitute financial, legal, tax, investment or other professional advice. It should not be relied upon as such and PortfolioMetrix cannot accept any liability for loss for doing so. Any forecasts, expected future returns or expected future volatilities are not guaranteed and should not be relied upon. **The value of investments, and the income from them, can go down as well as up, and you may not recover the amount of your original investment. Past performance is not a reliable indicator of future performance.** Portfolio holdings and asset allocation can change at any time without notice. PortfolioMetrix Asset Management SA (Pty) Ltd is an Authorised Financial Services Provider in South Africa. Full calculation methodology available on request.