



PORTFOLIOMETRIX
Investment Management **by Design**

Risk-Return Scatter Plots

As of 31/12/2024



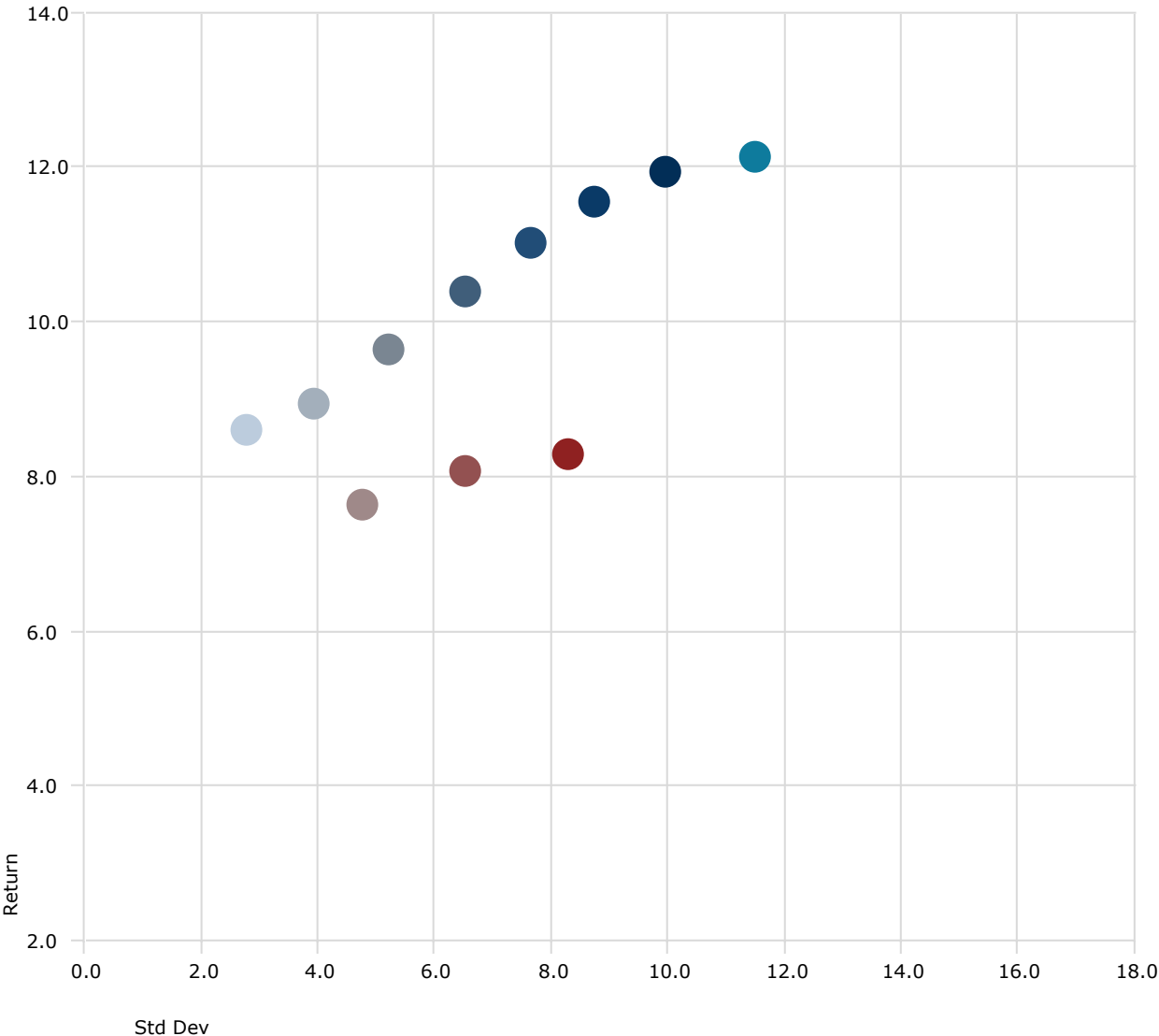
PORTFOLIOMETRIX
Investment Management *by Design*

PortfolioMetrix

ABSA Multi-Managers

Risk-Reward

Time Period: 01/12/2010 to 31/12/2024



- ABSA Sanlam Preserver Fund of Funds A
- ABSA Sanlam Accumulation Fund of Funds A
- ABSA Sanlam Growth Fund of Funds A
- PMX Reg 28 Profile 1
- Reg 28 Profile 2
- Reg 28 Profile 3
- Reg 28 Profile 4
- Reg 28 Profile 5
- Reg 28 Profile 6
- Reg 28 Profile 7
- Disc Profile 7

Source: Morningstar

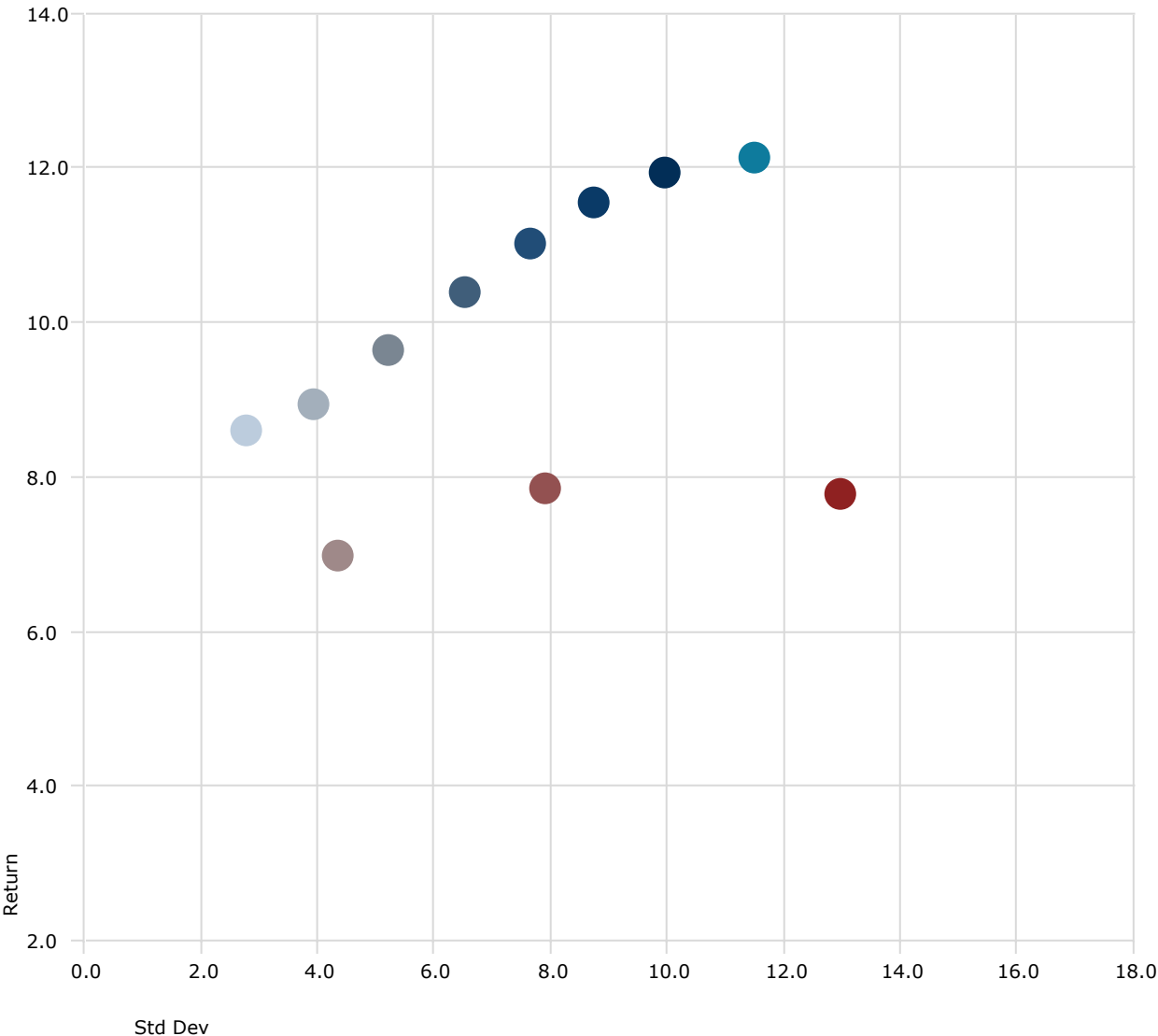


PortfolioMetrix

Sanlam (ABSA) Single Managers

Risk-Reward

Time Period: 01/12/2010 to 31/12/2024



- SIM Inflation Plus Fund M1
- SIM Medium Equity Fund M1
- SIM General Equity Fund M1
- PMX Reg 28 Profile 1
- Reg 28 Profile 2
- Reg 28 Profile 3
- Reg 28 Profile 4
- Reg 28 Profile 5
- Reg 28 Profile 6
- Reg 28 Profile 7
- Disc Profile 7

Source: Morningstar

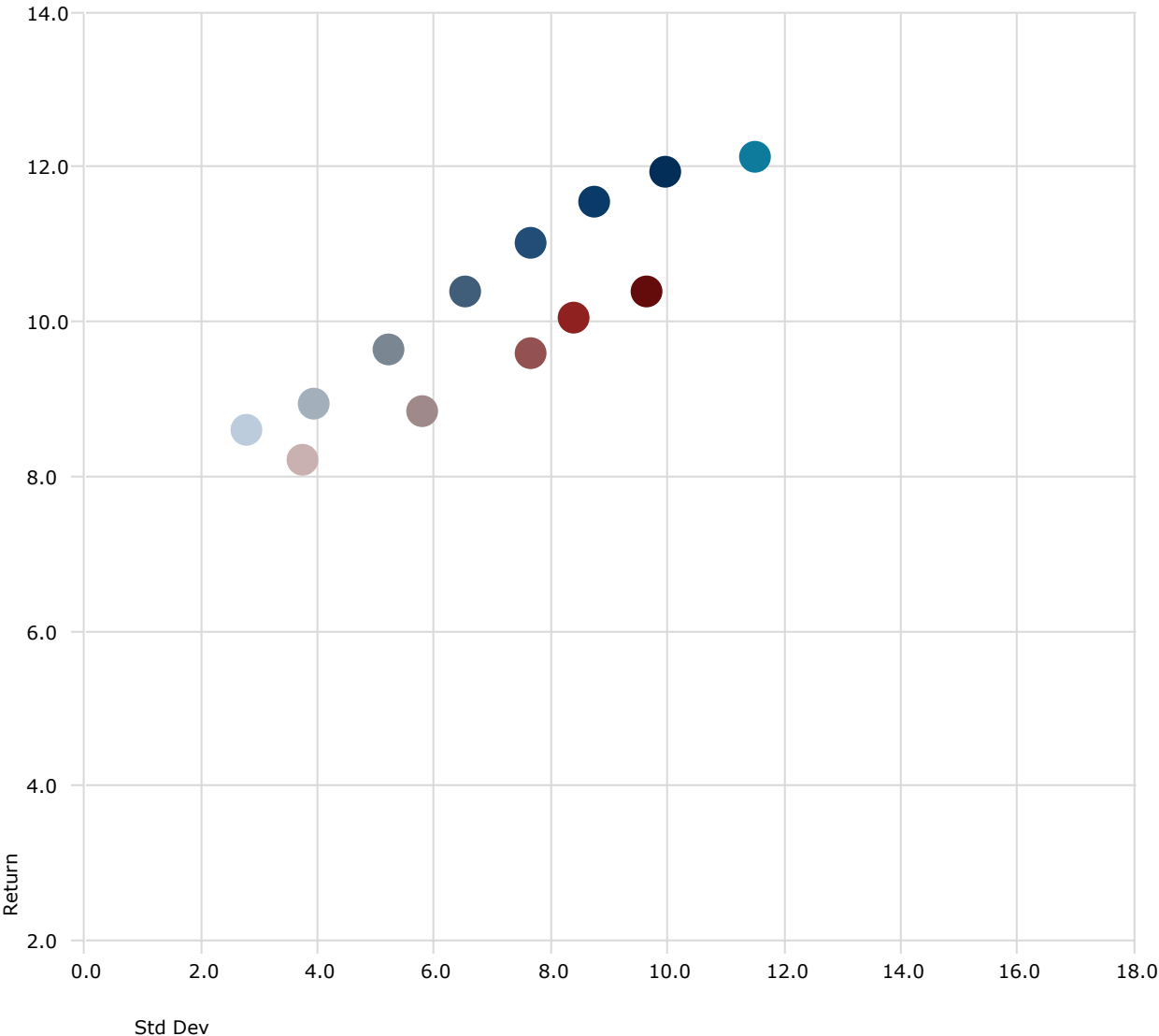


PortfolioMetrix

Sanlam SIM

Risk-Reward

Time Period: 01/12/2010 to 31/12/2024



- SIM Mgd Conservative FoF A1
- SIM Mgd Cautious FoF A1
- SIM Mgd Moderate FoF A1
- SIM Mgd Moderate Aggr FoF A1
- SIM Mgd Aggressive FoF A1
- PMX Reg 28 Profile 1
- Reg 28 Profile 2
- Reg 28 Profile 3
- Reg 28 Profile 4
- Reg 28 Profile 5
- Reg 28 Profile 6
- Reg 28 Profile 7
- Disc Profile 7

Source: Morningstar

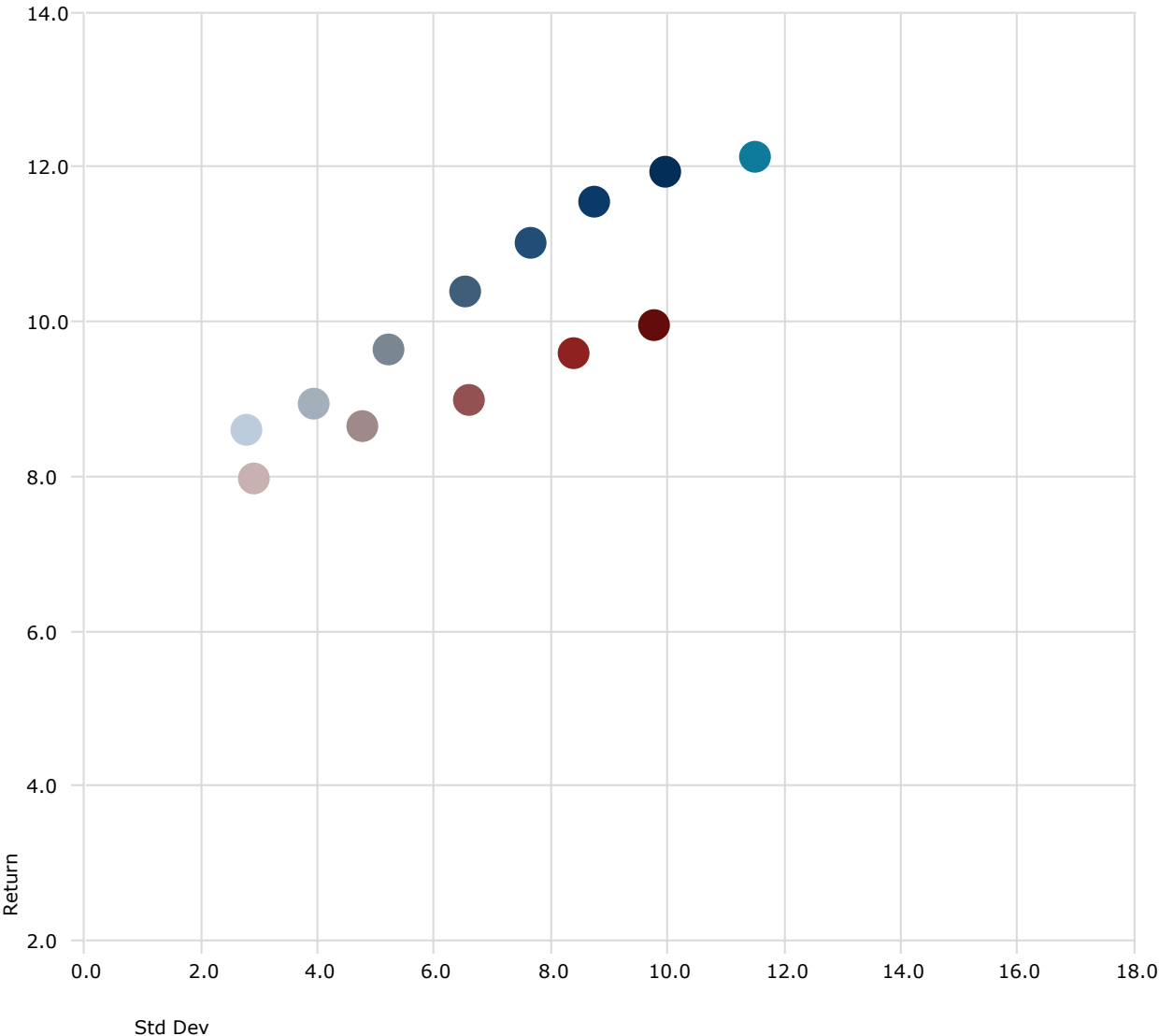


PortfolioMetrix

Sanlam Multi-Managers

Risk-Reward

Time Period: 01/12/2010 to 31/12/2024



- Sanlam Multi Mgd Conservative FoF A1
- Sanlam Multi Mgd Cautious FoF A1
- Sanlam Multi Mgd Moderate FoF A1
- Sanlam Multi Mgd Moderate Aggr FoF A1
- Sanlam Multi Mgd Aggressive FoF A1
- PMX Reg 28 Profile 1
- Reg 28 Profile 2
- Reg 28 Profile 3
- Reg 28 Profile 4
- Reg 28 Profile 5
- Reg 28 Profile 6
- Reg 28 Profile 7
- Disc Profile 7

Source: Morningstar

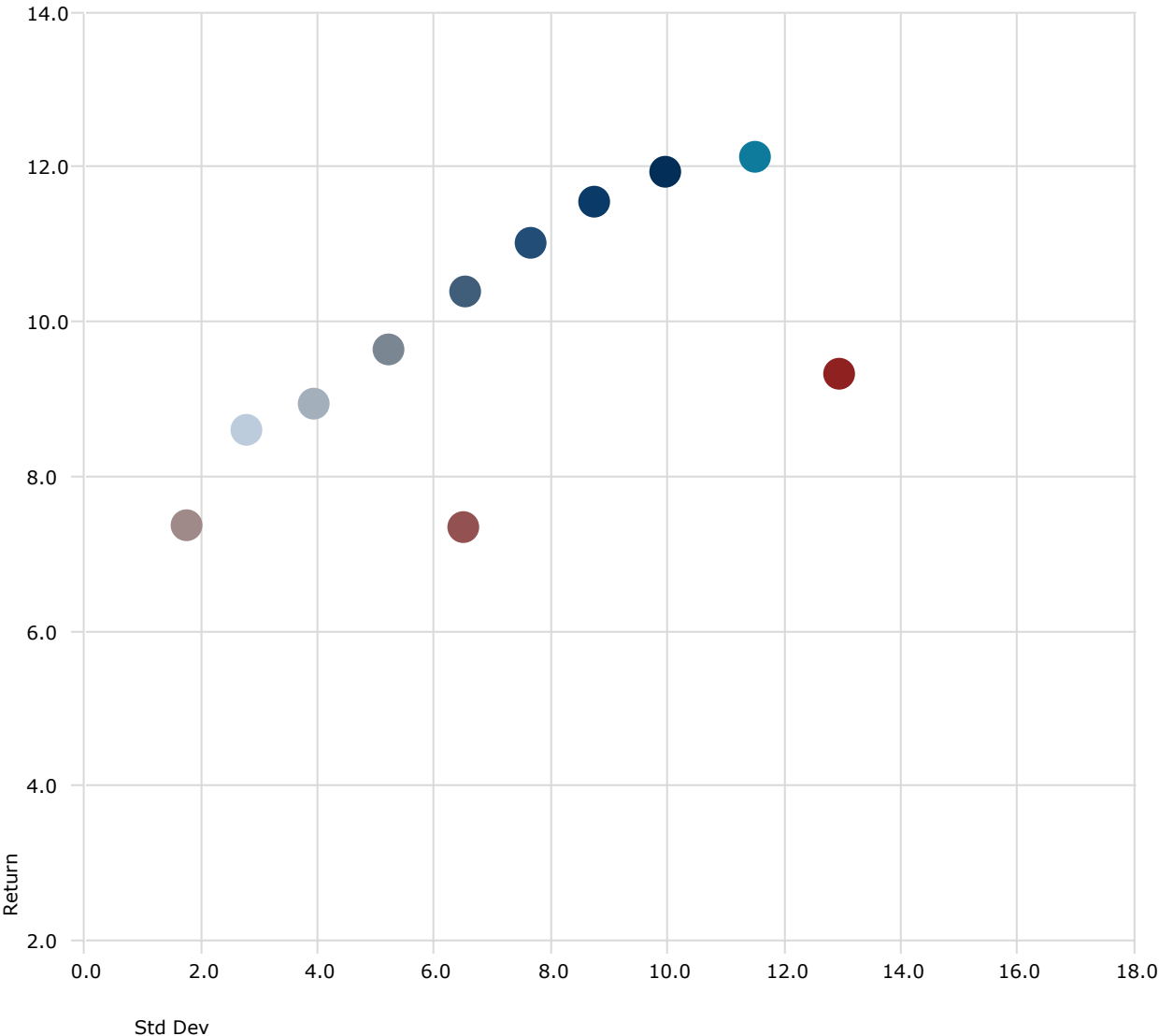


PortfolioMetrix

Alexander Forbes

Risk-Reward

Time Period: 01/12/2010 to 31/12/2024



- AF Investments Enhanced Income A
- AF Investments RR Focus A
- AF Investments Equity FoF A
- PMX Reg 28 Profile 1
- Reg 28 Profile 2
- Reg 28 Profile 3
- Reg 28 Profile 4
- Reg 28 Profile 5
- Reg 28 Profile 6
- Reg 28 Profile 7
- Disc Profile 7

Source: Morningstar

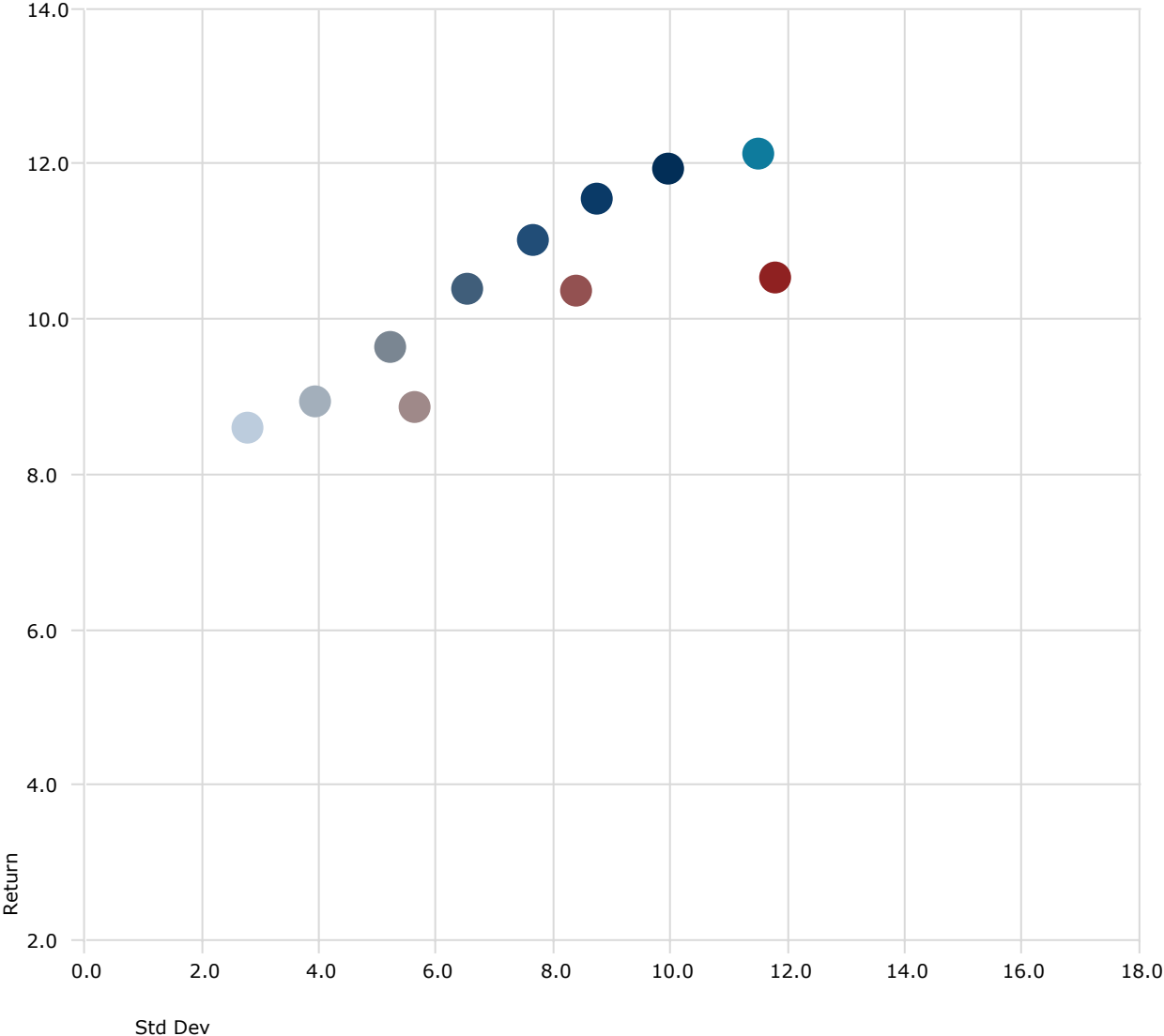


PortfolioMetrix

Allan Gray

Risk-Reward

Time Period: 01/12/2010 to 31/12/2024



- Allan Gray Stable A
- Allan Gray Balanced A
- Allan Gray Equity A
- PMX Reg 28 Profile 1
- Reg 28 Profile 2
- Reg 28 Profile 3
- Reg 28 Profile 4
- Reg 28 Profile 5
- Reg 28 Profile 6
- Reg 28 Profile 7
- Disc Profile 7

Source: Morningstar

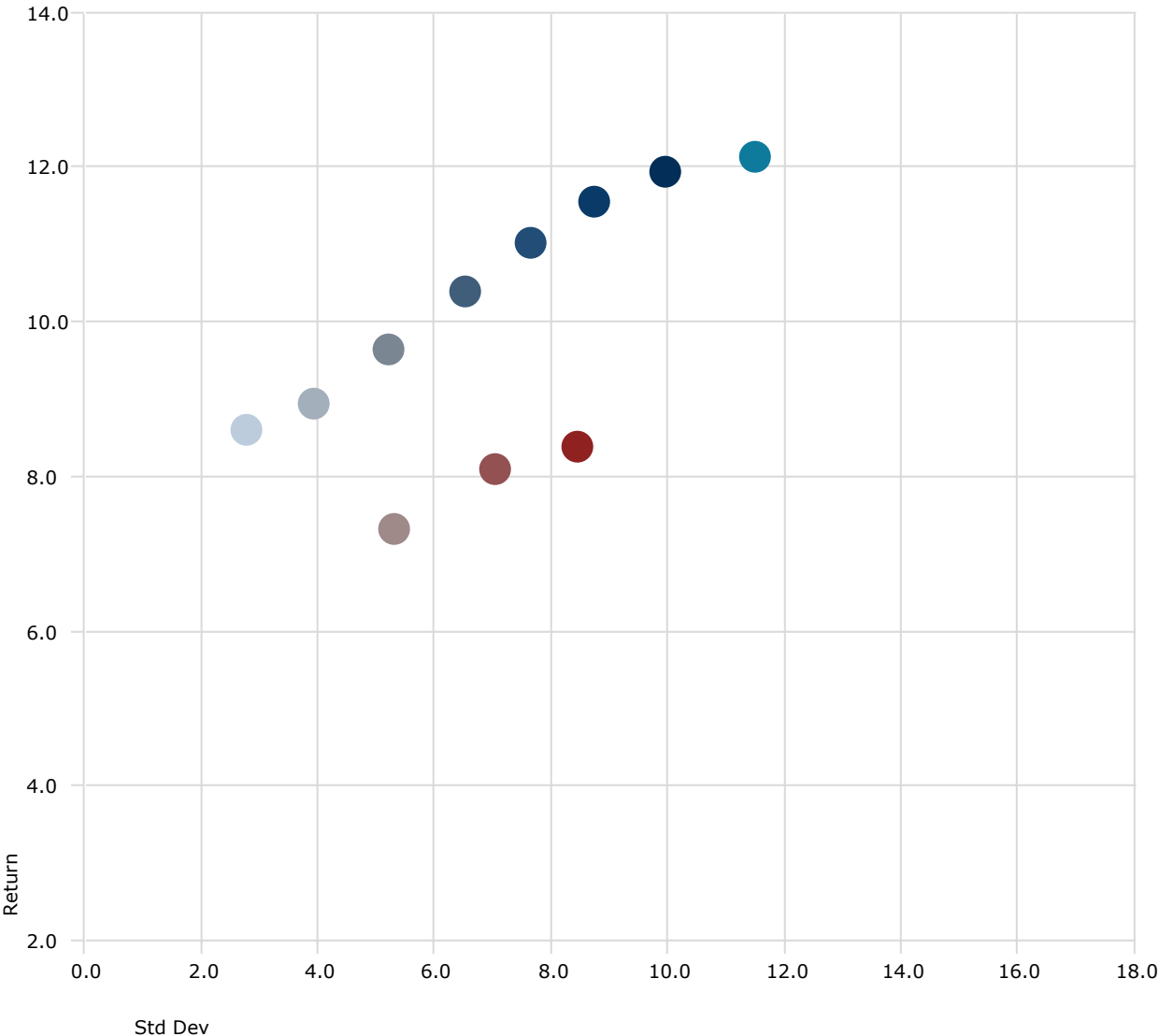


PortfolioMetrix

Analytics

Risk-Reward

Time Period: 01/12/2010 to 31/12/2024



- Analytics Ci Cautious FoF A
- Analytics Ci Moderate FoF A
- Analytics Ci Balanced FoF A
- PMX Reg 28 Profile 1
- Reg 28 Profile 2
- Reg 28 Profile 3
- Reg 28 Profile 4
- Reg 28 Profile 5
- Reg 28 Profile 6
- Reg 28 Profile 7
- Disc Profile 7

Source: Morningstar

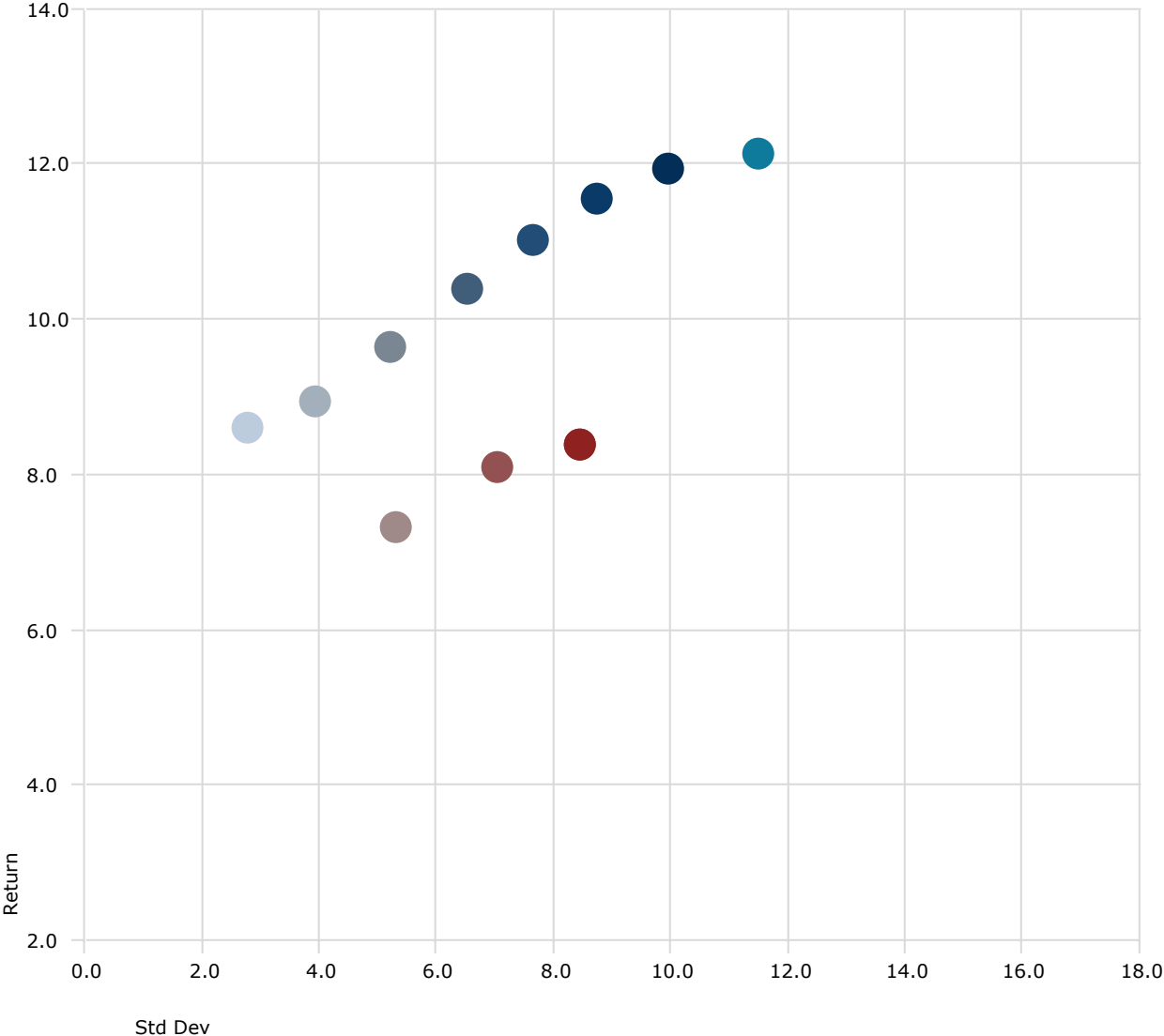


PortfolioMetrix

Analytics

Risk-Reward

Time Period: 01/12/2010 to 31/12/2024



- Analytics Ci Cautious FoF A
- Analytics Ci Moderate FoF A
- Analytics Ci Balanced FoF A
- Analytics Ci Balanced FoF A
- PMX Reg 28 Profile 1
- Reg 28 Profile 2
- Reg 28 Profile 3
- Reg 28 Profile 4
- Reg 28 Profile 5
- Reg 28 Profile 6
- Reg 28 Profile 7
- Disc Profile 7

Source: Morningstar

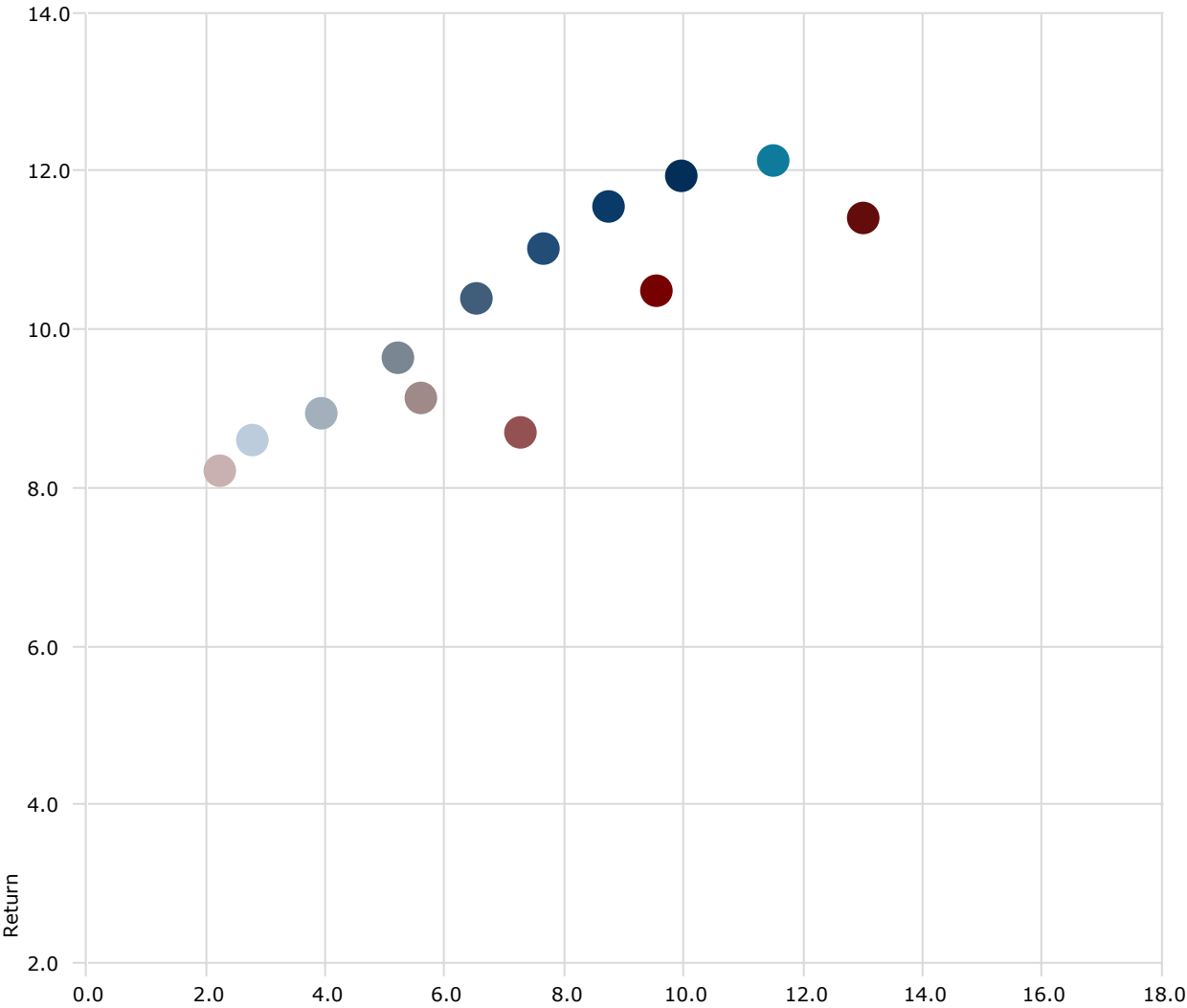


PortfolioMetrix

Coronation

Risk-Reward

Time Period: 01/12/2010 to 31/12/2024



- Coronation Strategic Income A
- Coronation Balanced Defensive A
- Coronation Capital Plus
- Coronation Balanced Plus A
- Coronation Equity A
- PMX Reg 28 Profile 1
- Reg 28 Profile 2
- Reg 28 Profile 3
- Reg 28 Profile 4
- Reg 28 Profile 5
- Reg 28 Profile 6
- Reg 28 Profile 7
- Disc Profile 7

Source: Morningstar

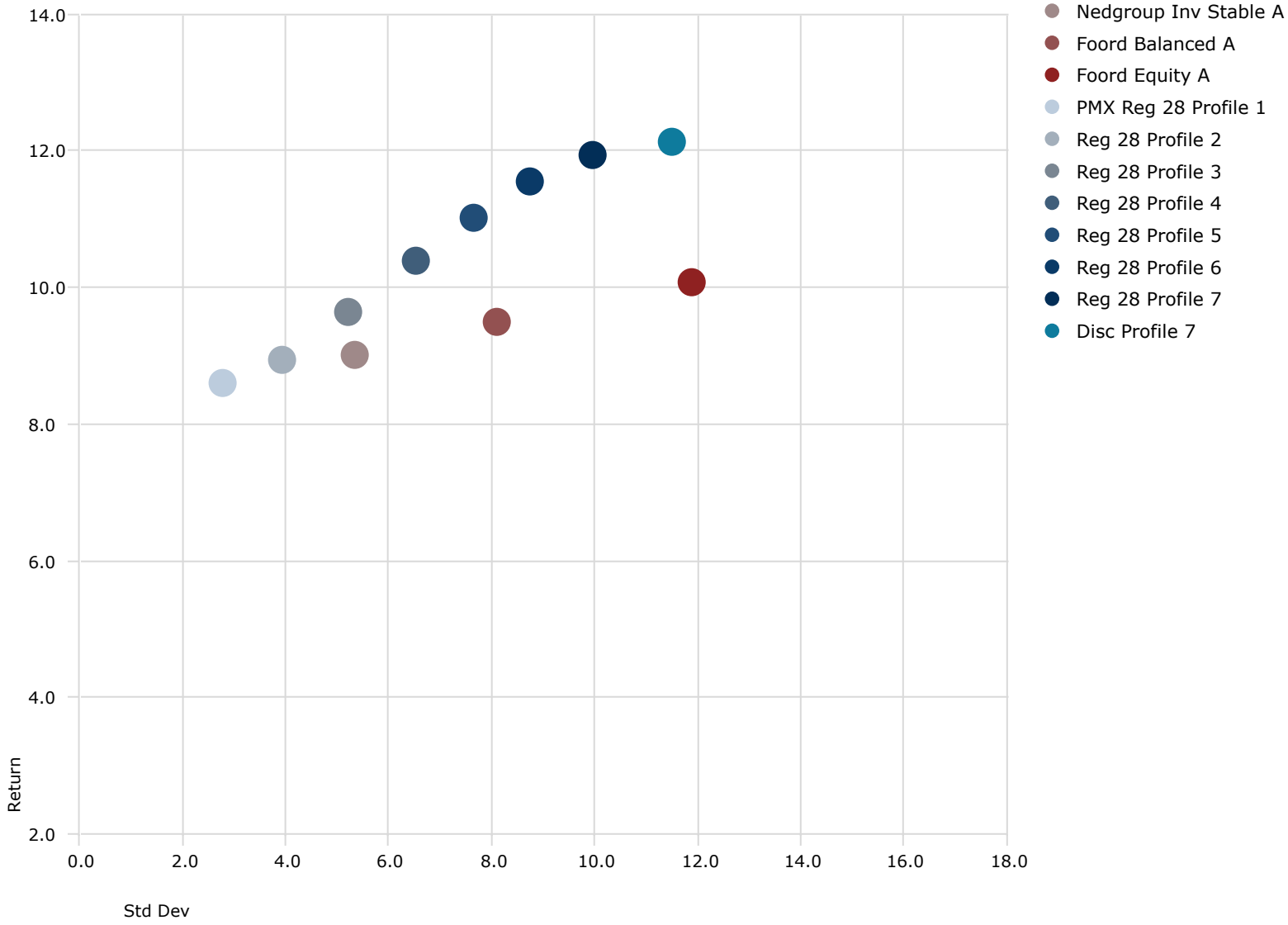


PortfolioMetrix

Foord

Risk-Reward

Time Period: 01/12/2010 to 31/12/2024



Source: Morningstar

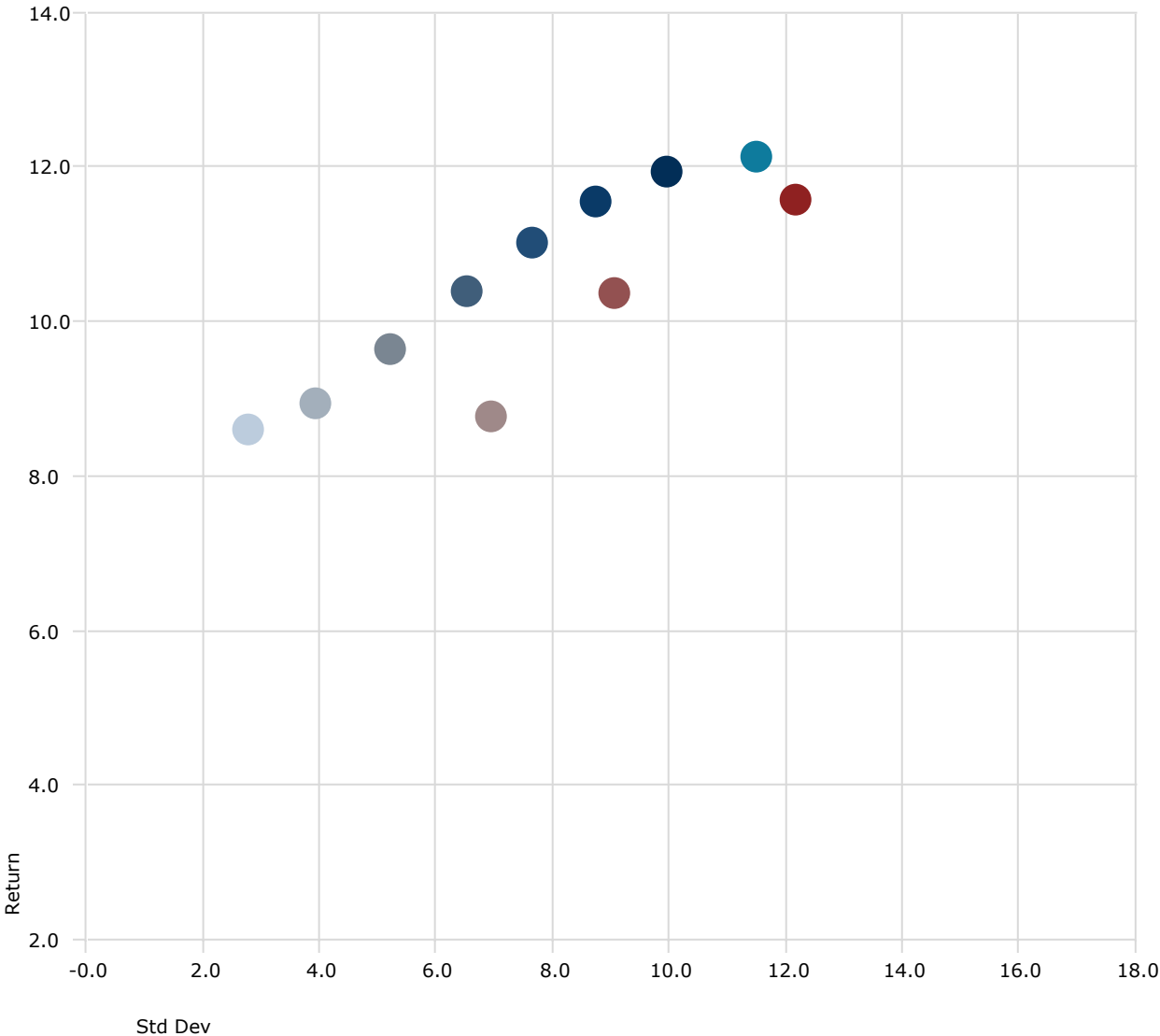


PortfolioMetrix

M&G

Risk-Reward

Time Period: 01/12/2010 to 31/12/2024



- M&G Inflation Plus Fund A
- M&G Balanced Fund A
- M&G Equity Fund A
- PMX Reg 28 Profile 1
- Reg 28 Profile 2
- Reg 28 Profile 3
- Reg 28 Profile 4
- Reg 28 Profile 5
- Reg 28 Profile 6
- Reg 28 Profile 7
- Disc Profile 7

Source: Morningstar

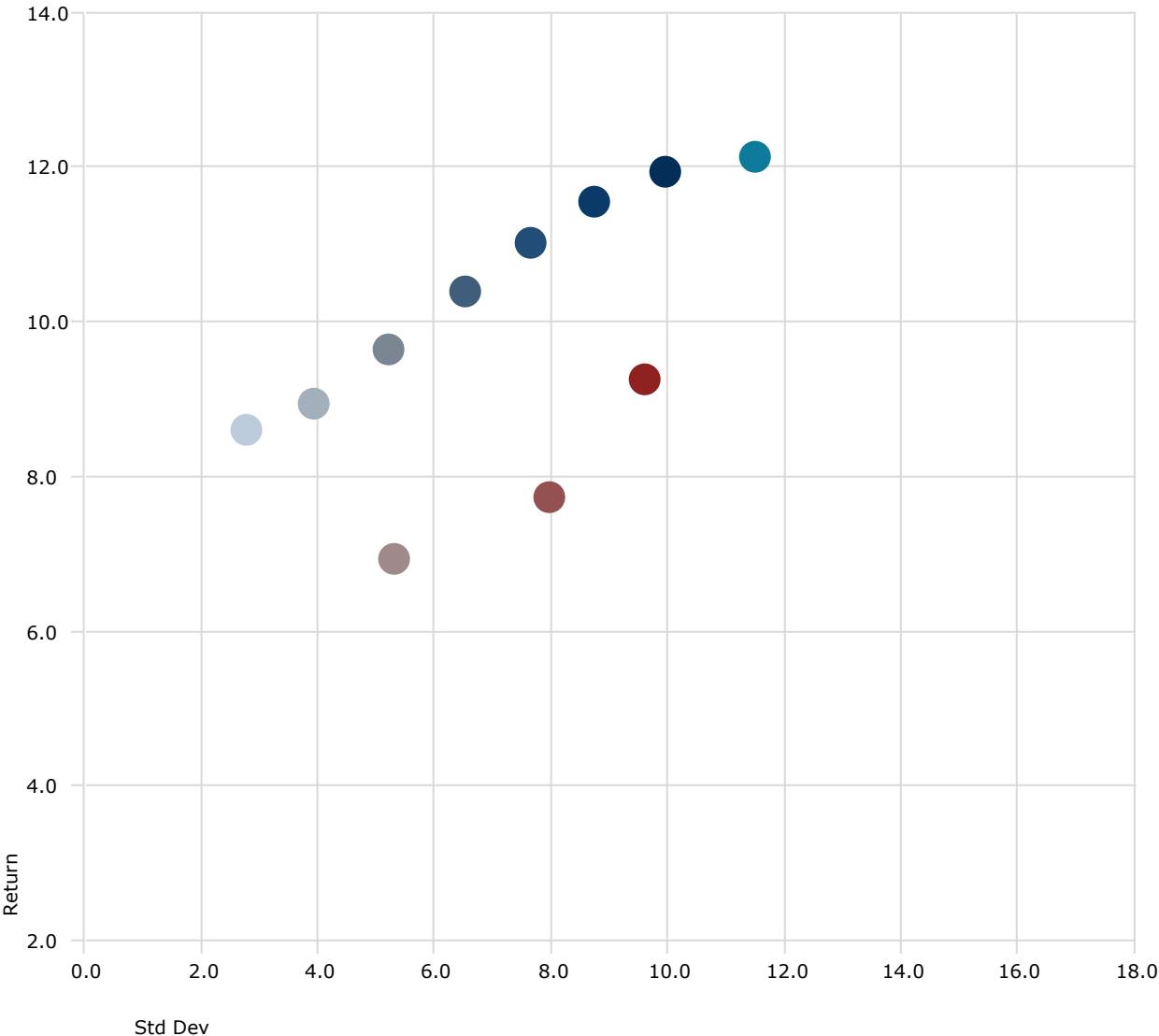


PortfolioMetrix

Momentum Multi-Managers

Risk-Reward

Time Period: 01/12/2010 to 31/12/2024



- Momentum Focus 3 Fund of Funds A
- Momentum Focus 5 Fund of Funds A
- Momentum Focus 7 Fund of Funds A
- PMX Reg 28 Profile 1
- Reg 28 Profile 2
- Reg 28 Profile 3
- Reg 28 Profile 4
- Reg 28 Profile 5
- Reg 28 Profile 6
- Reg 28 Profile 7
- Disc Profile 7

Source: Morningstar

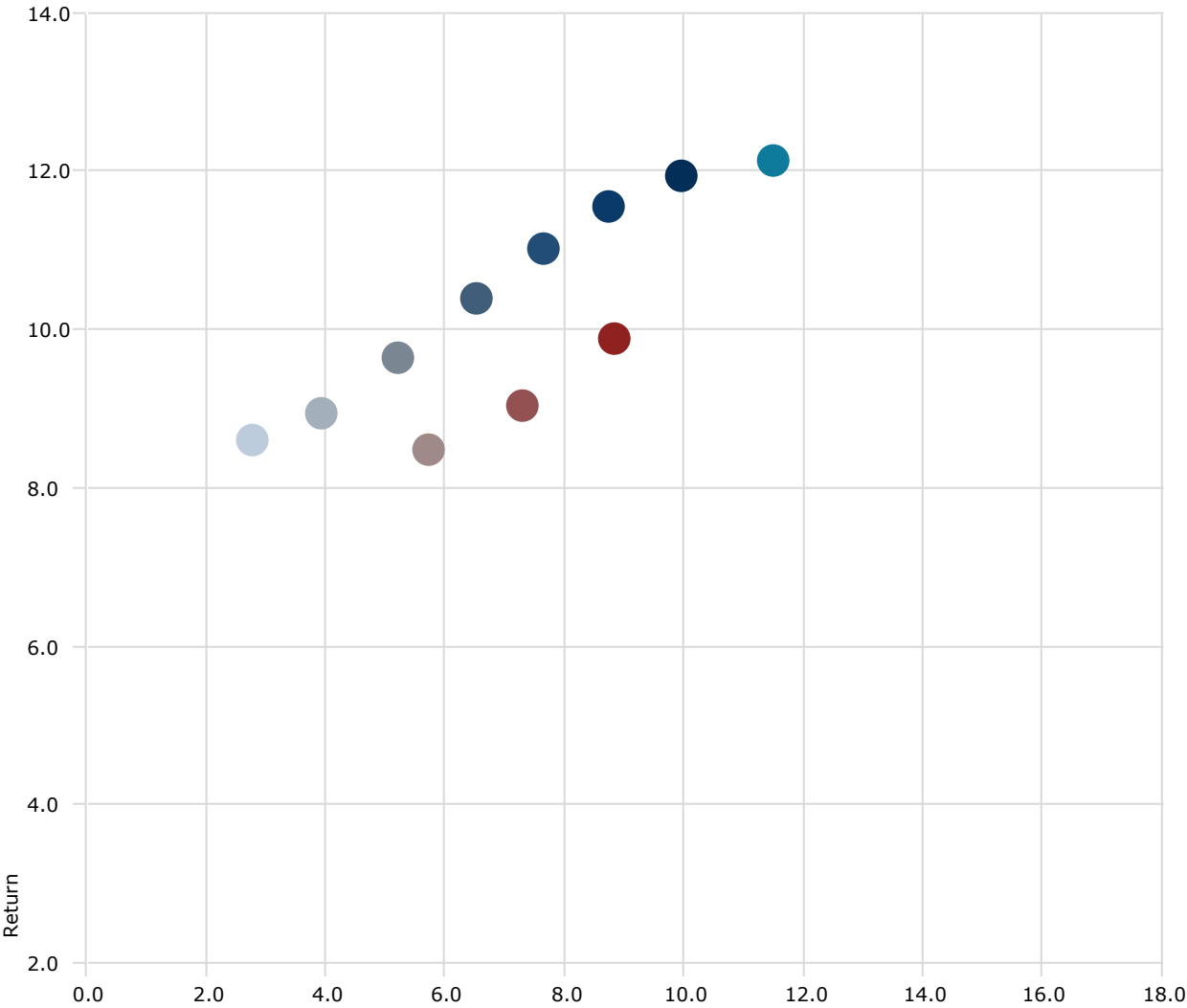


PortfolioMetrix

Nedgroup Private Wealth

Risk-Reward

Time Period: 01/12/2010 to 31/12/2024



- Nedgroup Inv Select Defensive FoF A
- Nedgroup Inv Select Balanced FoF A
- NGI Private Wealth Diversified Growth A
- PMX Reg 28 Profile 1
- Reg 28 Profile 2
- Reg 28 Profile 3
- Reg 28 Profile 4
- Reg 28 Profile 5
- Reg 28 Profile 6
- Reg 28 Profile 7
- Disc Profile 7

Source: Morningstar

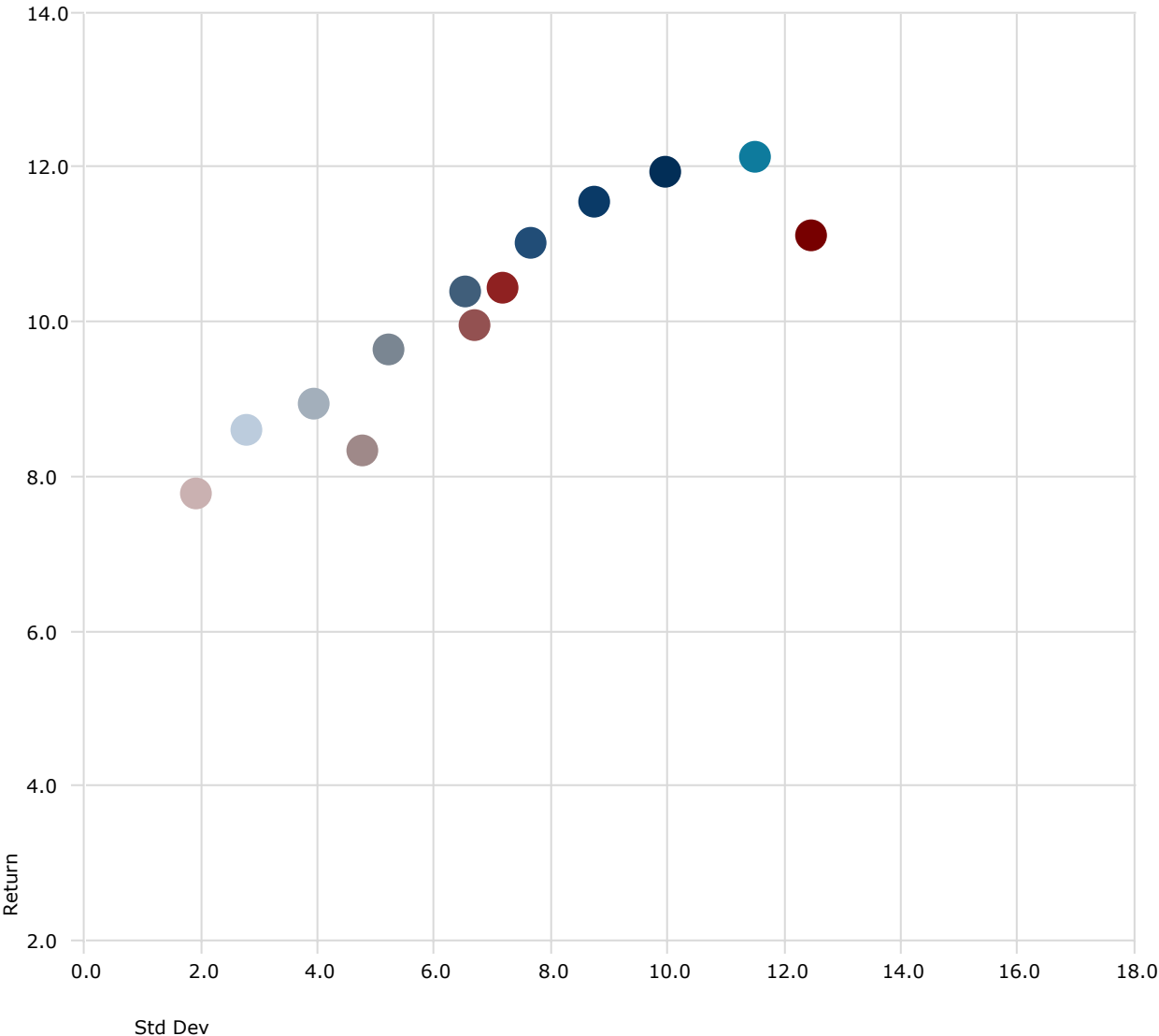


PortfolioMetrix

Ninety One

Risk-Reward

Time Period: 01/12/2010 to 31/12/2024



- Ninety One Diversified Income A
- Ninety One Cautious Managed A
- Ninety One Managed A
- Ninety One Opportunity R
- Ninety One Equity A
- PMX Reg 28 Profile 1
- Reg 28 Profile 2
- Reg 28 Profile 3
- Reg 28 Profile 4
- Reg 28 Profile 5
- Reg 28 Profile 6
- Reg 28 Profile 7
- Disc Profile 7

Source: Morningstar

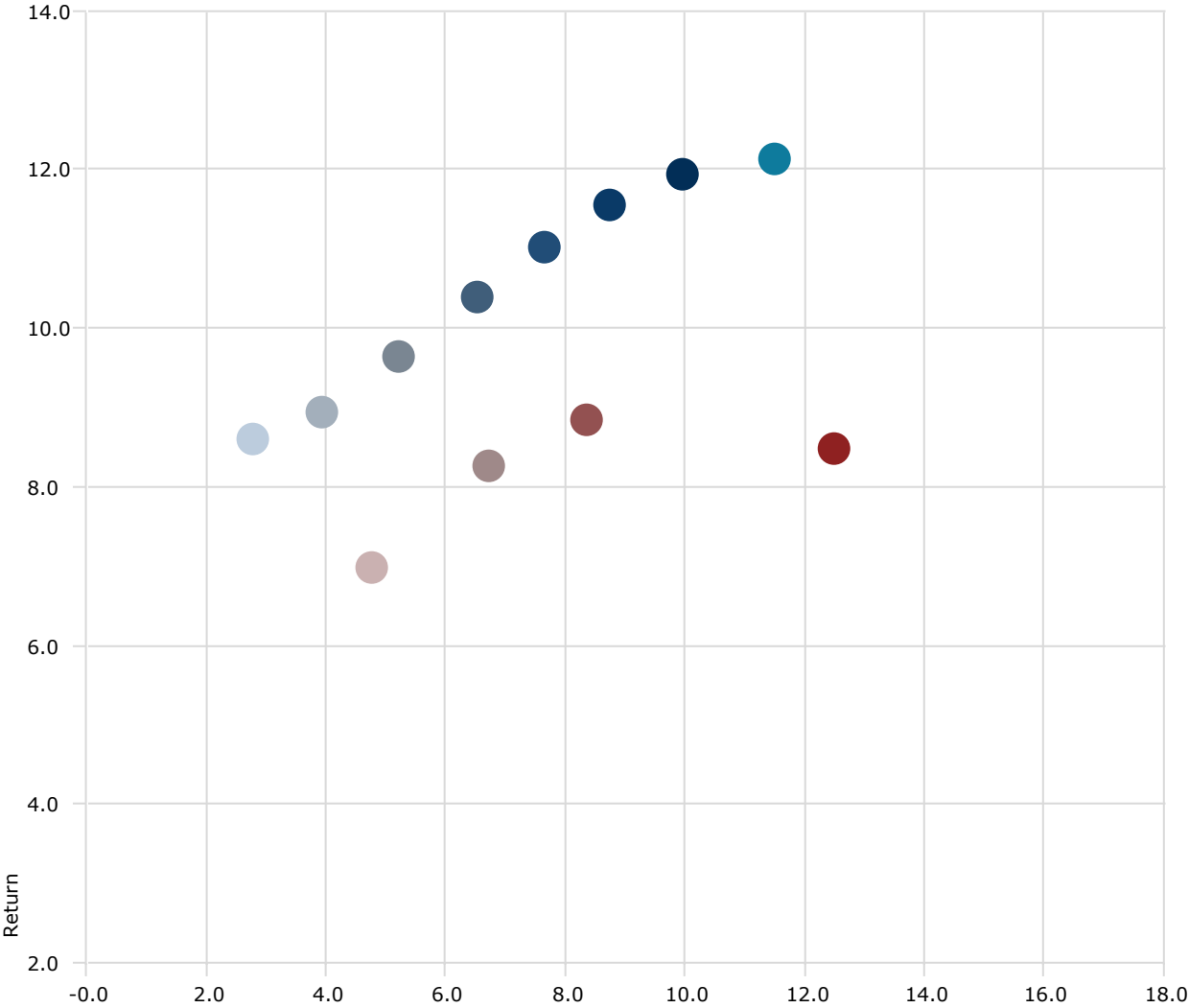


PortfolioMetrix

Old Mutual Multi-Managers

Risk-Reward

Time Period: 01/12/2010 to 31/12/2024



- Old Mutual Multi-Managers Caut FoF A
- Old Mutual Multi-Managers Def FoF A
- Old Mutual Multi-Managers Bal FoF A
- Old Mutual Multi-Managers Equity FoF A
- PMX Reg 28 Profile 1
- Reg 28 Profile 2
- Reg 28 Profile 3
- Reg 28 Profile 4
- Reg 28 Profile 5
- Reg 28 Profile 6
- Reg 28 Profile 7
- Disc Profile 7

Source: Morningstar

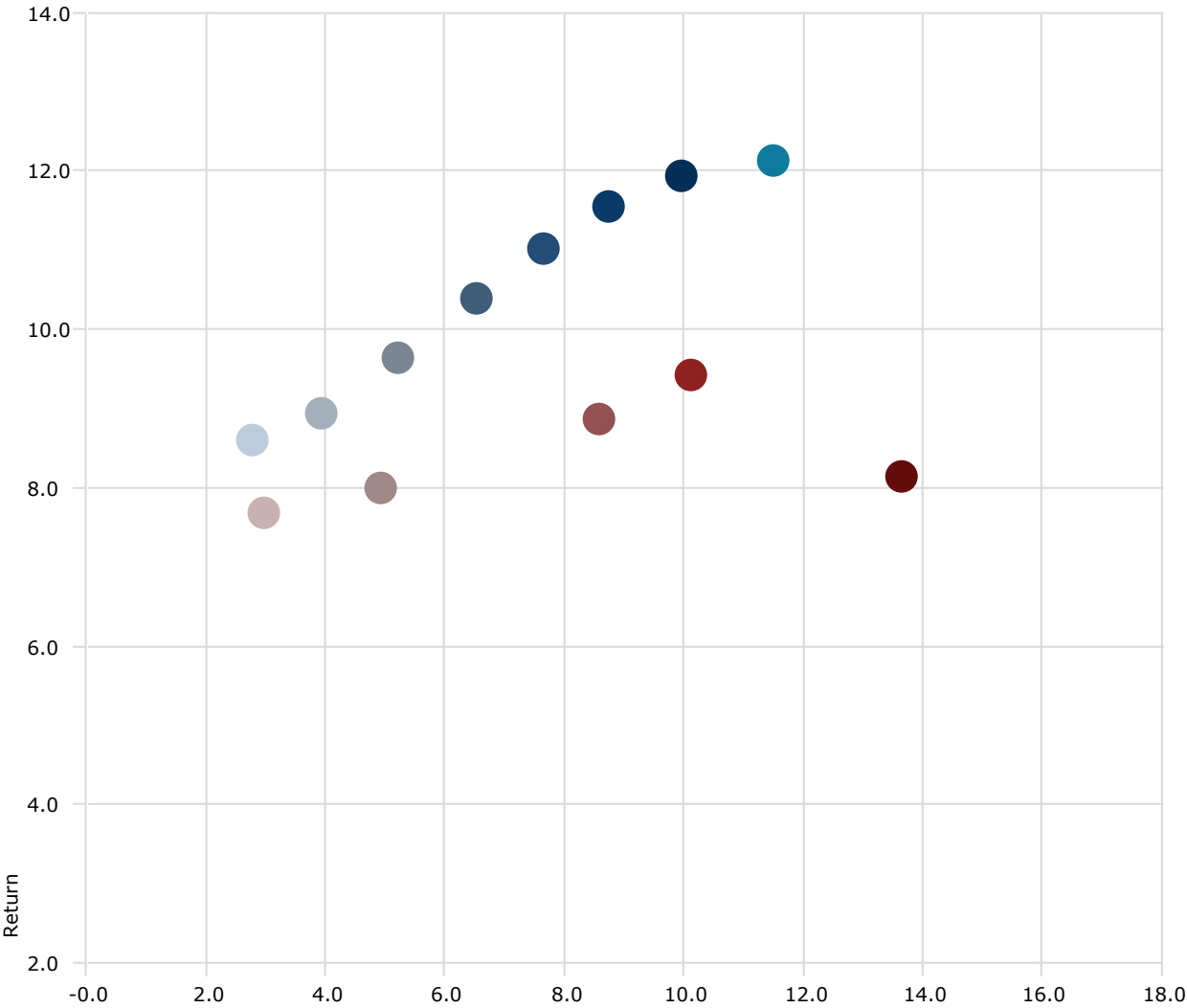


PortfolioMetrix

Old Mutual Single Managers

Risk-Reward

Time Period: 01/12/2010 to 31/12/2024



- Old Mutual Real Income A
- Old Mutual Stable Growth A
- Old Mutual Balanced A
- Old Mutual Flexible A
- Old Mutual Investors A
- PMX Reg 28 Profile 1
- Reg 28 Profile 2
- Reg 28 Profile 3
- Reg 28 Profile 4
- Reg 28 Profile 5
- Reg 28 Profile 6
- Reg 28 Profile 7
- Disc Profile 7

Source: Morningstar

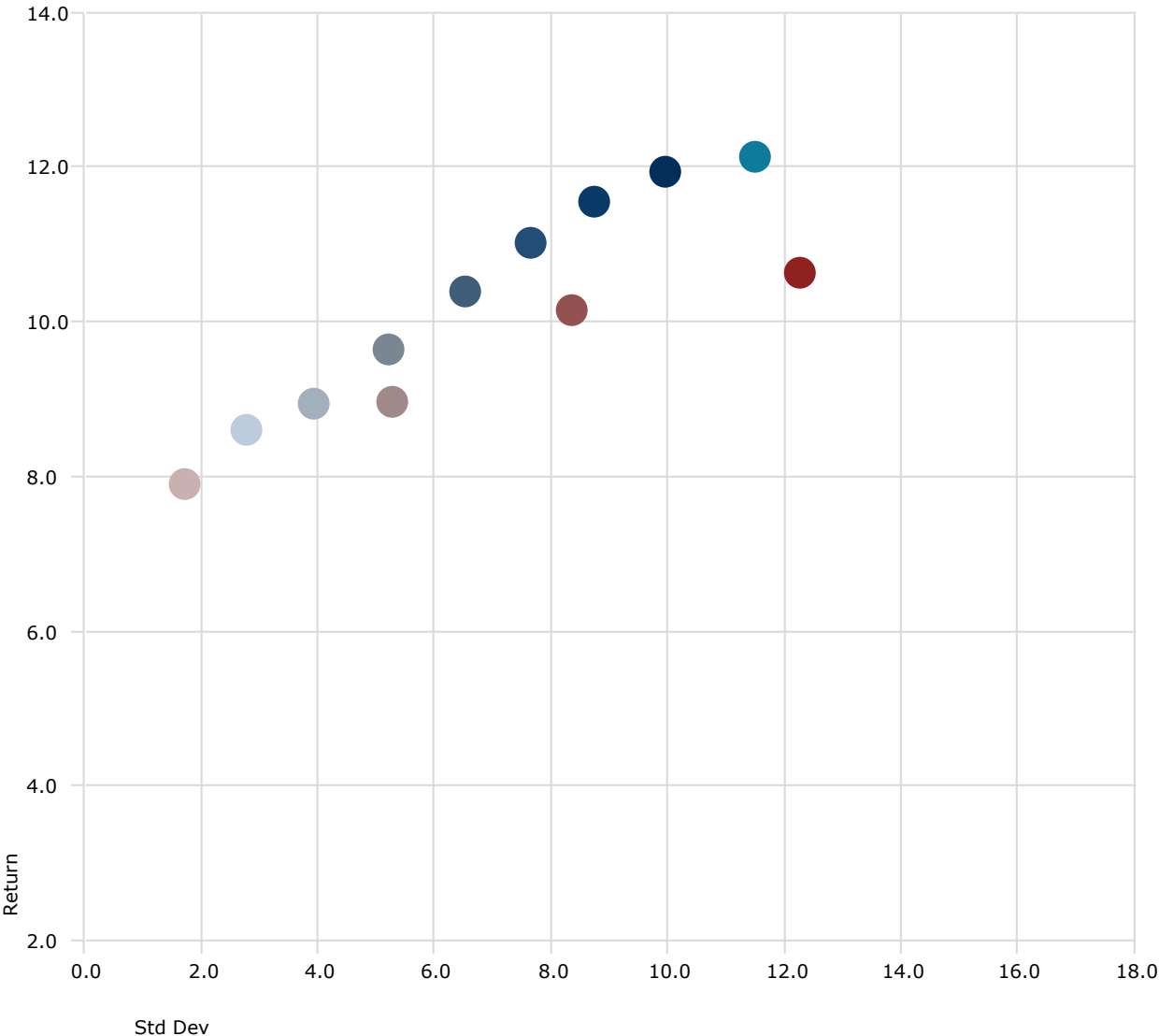


PortfolioMetrix

PSG Multi-Managers

Risk-Reward

Time Period: 01/12/2010 to 31/12/2024



- PSG Wealth Income FoF D
- PSG Wealth Preserver FoF D
- PSG Wealth Moderate FoF D
- PSG Wealth Creator FoF D
- PMX Reg 28 Profile 1
- Reg 28 Profile 2
- Reg 28 Profile 3
- Reg 28 Profile 4
- Reg 28 Profile 5
- Reg 28 Profile 6
- Reg 28 Profile 7
- Disc Profile 7

Source: Morningstar

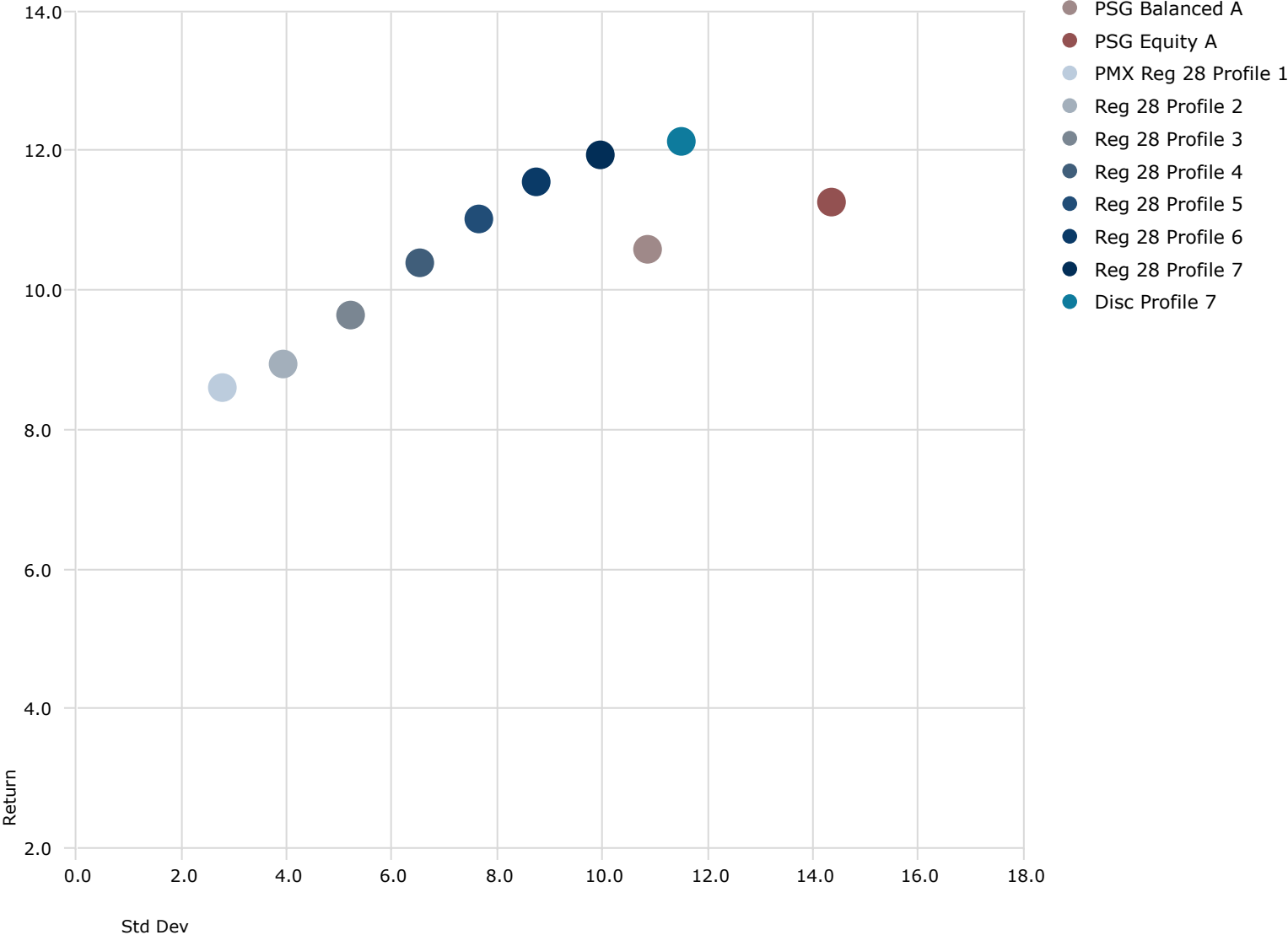


PortfolioMetrix

PSG Single Managers

Risk-Reward

Time Period: 01/12/2010 to 31/12/2024



Source: Morningstar

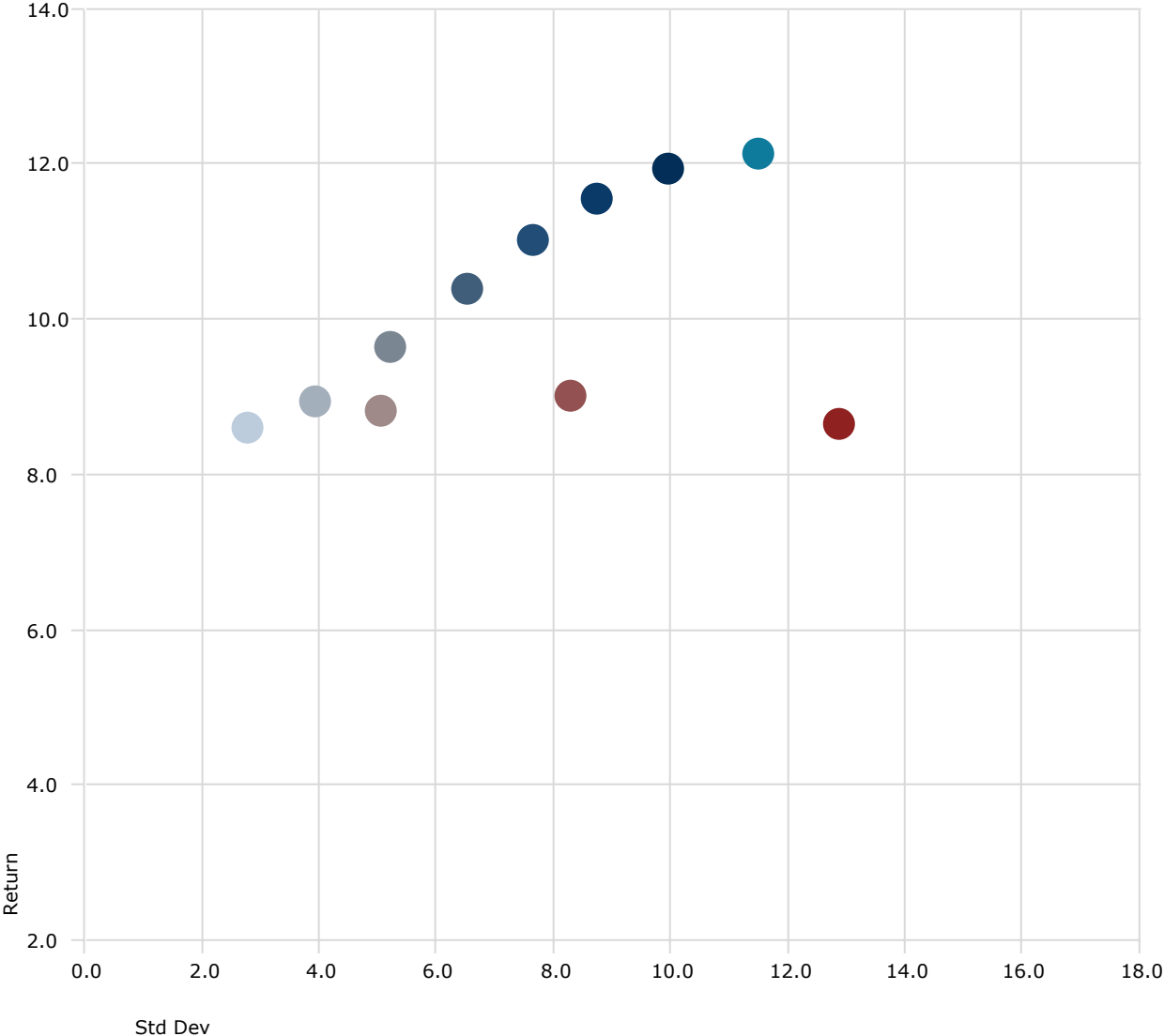


PortfolioMetrix

Stanlib Multi-Managers

Risk-Reward

Time Period: 01/12/2010 to 31/12/2024



- STANLIB MM Low Equity FoF B1
- STANLIB MM Medium-High Equity FoF B1
- STANLIB MM SA Equity B1
- PMX Reg 28 Profile 1
- Reg 28 Profile 2
- Reg 28 Profile 3
- Reg 28 Profile 4
- Reg 28 Profile 5
- Reg 28 Profile 6
- Reg 28 Profile 7
- Disc Profile 7

Source: Morningstar

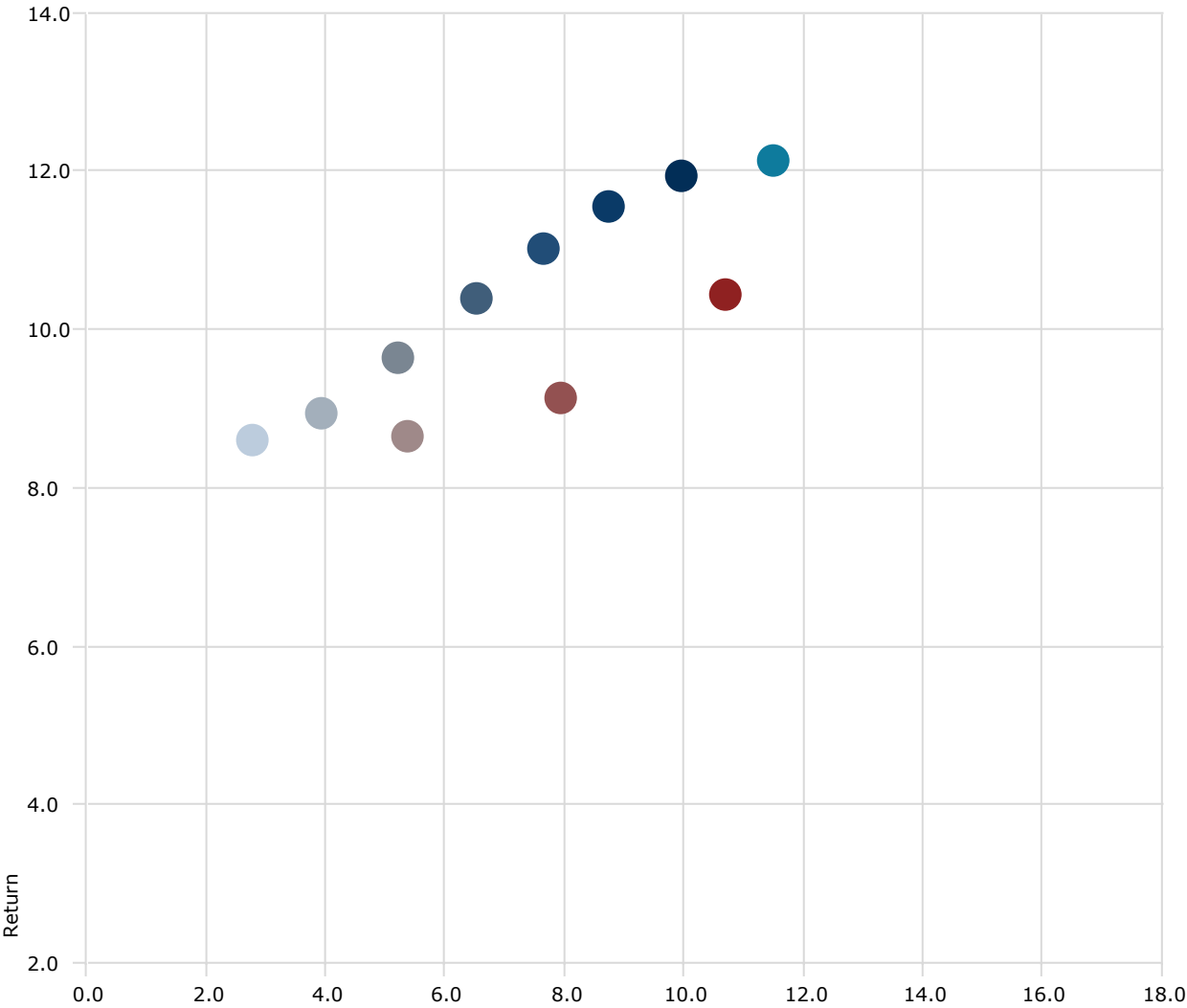


PortfolioMetrix

Stanlib Single Managers

Risk-Reward

Time Period: 01/12/2010 to 31/12/2024



- STANLIB Multi-Asset Cautious B1
- STANLIB Balanced/Multi-Asset Growth B1
- STANLIB Equity R
- PMX Reg 28 Profile 1
- Reg 28 Profile 2
- Reg 28 Profile 3
- Reg 28 Profile 4
- Reg 28 Profile 5
- Reg 28 Profile 6
- Reg 28 Profile 7
- Disc Profile 7

Source: Morningstar



Appendix

Approach & Methodology

Source: Morningstar Direct*

- Time period: 01/12/2010 - latest month end.
- Data frequency: Daily
- Return Type: Total Return

PMX Portfolios**

- Fully investable model portfolios based on the PMX standard, unmodified approach
- Incorporates underlying manager fees (including performance fees)
- Excludes advice and platform fees
- Included are Profiles 1 to 7 Regulation 28 and Profile 7 Discretionary

No attempt has been made to directly link specific mandates with one another or to link actual risk and return numbers to targeted risk and return objectives; this process would be extremely subjective. Hence, these scatter plots do not illustrate success or otherwise versus objectives, but simply the trade-off between achieved risk and return. Funds within the product ranges from major participants have therefore been plotted without reference to mandate. As such, certain funds may be subject to mandate constraints other than regulatory, rendering comparisons weaker or invalid. Furthermore, it needs to be emphasised that many competitor ranges may not have been constructed with the intention of offering a coherent “continuum”, with the result that appearances of inconsistency may be more apparent than real.

We have not been able to include model portfolio (or wrap fund) performance of competitors as these are typically not published by data providers. This comparison is made available for users of PMX portfolios and should not be used for performance reporting purposes. Achieved performance at an individual investor level may be extracted from Wealth Explorer, but will naturally include advice and platform fees.

*Where the performance history from Morningstar was incomplete, performance data for the respective instruments was sourced and utilized from Financial Express to extend the dataset and/or construct composites.

**Daily holdings of all PMX portfolios are available for independent audit to all partners.



Disclaimer

PortfolioMetrix Asset Management SA (Pty) Ltd is authorised and regulated financial services provider in South Africa, regulated under the Financial Advisory and Intermediary Services Act 37 of 2002 (FSP No: 42383). It is a limited liability company registered in South Africa under company number 2006/026054/07 and with its registered offices at Corner Main Office Park, 2 Payne Road, Bryanston, 2191, South Africa. Boutique Collective Investments (RF) (Pty) Ltd ("BCI") is a registered Manager of the Boutique Collective Investments Scheme, approved in terms of the Collective Investments Schemes Control Act, No 45 of 2002 and is a full member of the Association for Savings and Investment SA.

Collective Investment Schemes in securities are generally medium to long term investments. The value of participatory interests may go up or down and past performance is not necessarily an indication of future performance. The Manager does not guarantee the capital or the return of a portfolio. Collective Investments are traded at ruling prices and can engage in borrowing and scrip lending. A schedule of fees, charges and maximum commissions is available on request. BCI reserves the right to close the portfolio to new investors and reopen certain portfolios from time to time in order to manage them more efficiently. Additional information, including application forms, annual or quarterly reports can be obtained from BCI, free of charge.

Performance figures quoted for the portfolio is from Morningstar, as at the date of this document for a lump sum investment, using NAV-NAV with income reinvested and do not take any upfront manager's charge into account. Income distributions are declared on the ex-dividend date. Actual investment performance will differ based on the initial fees charge applicable, the actual investment date, the date of reinvestment and dividend withholding tax.

Investments in foreign securities may include additional risks such as potential constraints on liquidity and repatriation of funds, macroeconomic risk, political risk, foreign exchange risk, tax risk, settlement risk as well as potential limitations on the availability of market information.

Boutique Collective Investments (RF) Pty Ltd retains full legal responsibility for the third party named portfolio.

Although reasonable steps have been taken to ensure the validity and accuracy of the information in this document, BCI does not accept any responsibility for any claim, damages, loss or expense, however it arises, out of or in connection with the information in this document, whether by a client, investor or intermediary. This document should not be seen as an offer to purchase any specific product and is not to be construed as advice or guidance in any form whatsoever. Investors are encouraged to obtain independent professional investment and taxation advice before investing with or in any of BCI/the Manager's products.

Access the BCI Privacy Policy and the BCI Terms and Conditions on the BCI website (www.bcis.co.za). Income funds derive their income from interest-bearing instruments in accordance with Section 100(2) of the Act. The yield is a current yield and is calculated daily.

