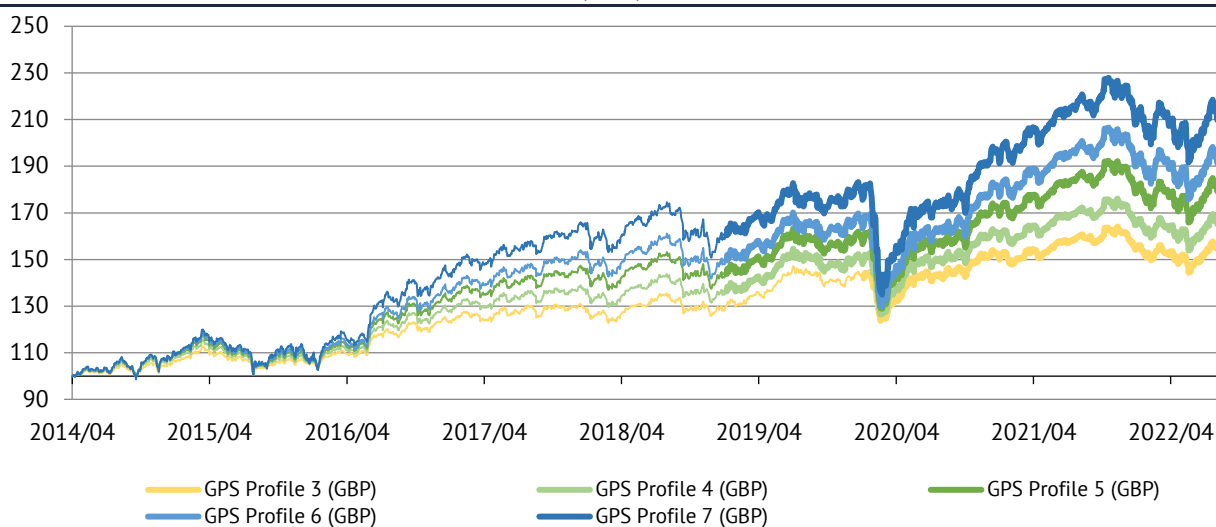


## PortfolioMetrix Global Portfolio Series Performance (GBP) - UCITS



## Methodology

Returns are annualised when the measurement period is greater than one year (except if stated otherwise) and risk is calculated by using the weekly standard deviation of returns, annualised. The cash basis for the benchmark is determined by the International Monetary Fund's Special Drawing Rights (SDR), estimating a representative global cash benchmark. The performance composite of the profile is compiled from two sources, the first contributes performance from inception to 2019/01/31 for Profiles 4 to 7 and from inception to 2020/01/31 for Profile 3 and was based on fully investable model portfolios made available at Capital International Group - this can be clearly identified in the performance chart as a thin-weight blue time series. Thereafter the performance is based on the Blended UCITS methodology (Interpolated Solution), as identified by a thick-weight blue time series. Full calculation methodology available on request.

## Performance as denoted in Great British Pounds (GBP Sterling, £)

	Risk	Cumulative Return	Annualised Return
PortfolioMetrix UCITS - GPS Profile 3 (GBP)	7.7%	49.4%	4.9%
PortfolioMetrix UCITS - GPS Profile 4 (GBP)	8.6%	59.5%	5.7%
PortfolioMetrix UCITS - GPS Profile 5 (GBP)	9.9%	72.4%	6.7%
PortfolioMetrix UCITS - GPS Profile 6 (GBP)	11.0%	83.3%	7.5%
PortfolioMetrix UCITS - GPS Profile 7 (GBP)	12.4%	100.5%	8.6%

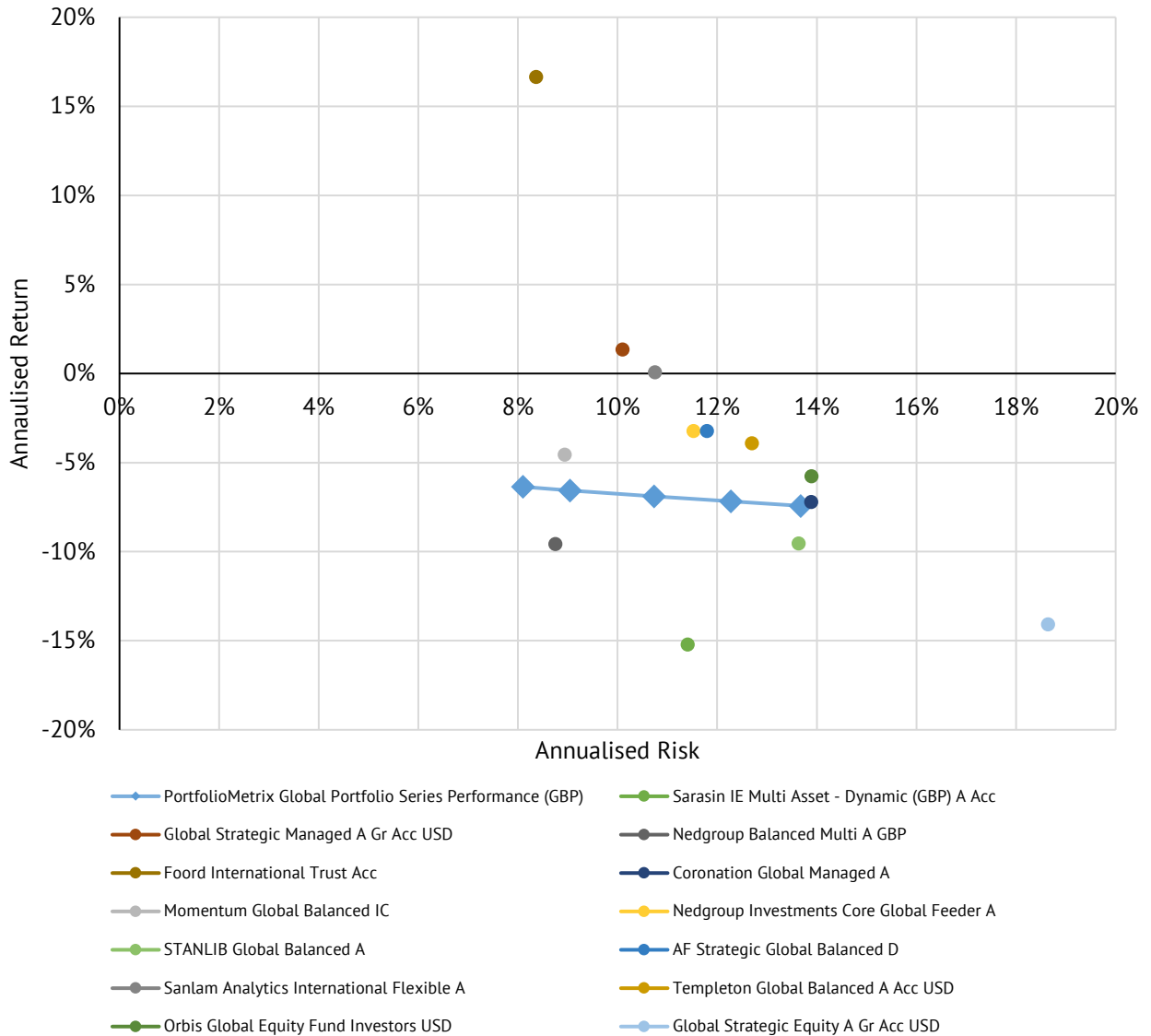
\*Risk measured as the annualised standard deviation of the weekly total return from 30/04/2014 to 30/09/2022

## Disclaimer

This document is only for professional financial advisers, their clients and their prospective clients. The information given here is for information purposes only and is not intended to constitute financial, legal, tax, investment or other professional advice. It should not be relied upon as such and PortfolioMetrix cannot accept any liability for loss for doing so. Any forecasts, expected future returns or expected future volatilities are not guaranteed and should not be relied upon. **The value of investments, and the income from them, can go down as well as up, and you may not recover the amount of your original investment. Past performance is not a reliable indicator of future performance.** Portfolio holdings and asset allocation can change at any time without notice. PortfolioMetrix Asset Management Ltd is authorised and regulated by the Financial Conduct Authority (FCA) in the United Kingdom. PortfolioMetrix Asset Management SA (Pty) Ltd is an Authorised Financial Services Provider in South Africa. Full calculation methodology available on request.

1 Year Industry Risk-Return Comparison - FSCA Approved Funds - GBP UCITS Performance

Risk measured as the annualised standard deviation of the weekly total return, 30/09/2021 to 30/09/2022

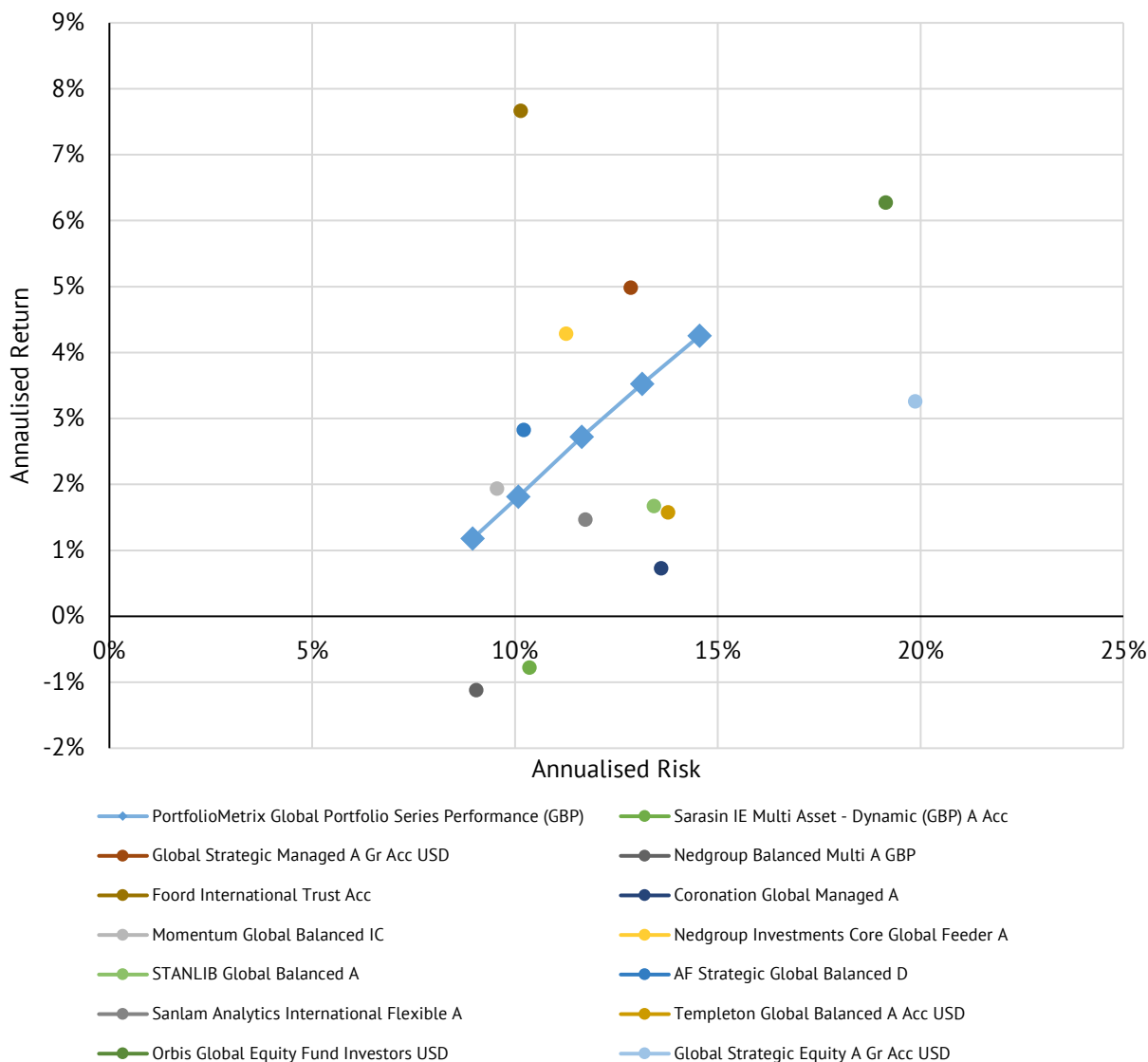


**Disclaimer**

This document is only for professional financial advisers, their clients and their prospective clients. The information given here is for information purposes only and is not intended to constitute financial, legal, tax, investment or other professional advice. It should not be relied upon as such and PortfolioMetrix cannot accept any liability for loss for doing so. Any forecasts, expected future returns or expected future volatilities are not guaranteed and should not be relied upon. **The value of investments, and the income from them, can go down as well as up, and you may not recover the amount of your original investment. Past performance is not a reliable indicator of future performance.** Portfolio holdings and asset allocation can change at any time without notice. PortfolioMetrix Asset Management Ltd is authorised and regulated by the Financial Conduct Authority (FCA) in the United Kingdom. PortfolioMetrix Asset Management SA (Pty) Ltd is an Authorised Financial Services Provider in South Africa. Full calculation methodology available on request.

3 Year Industry Risk-Return Comparison - FSCA Approved Funds - GBP UCITS Performance

Risk measured as the annualised standard deviation of the weekly total return, 30/09/2019 to 30/09/2022

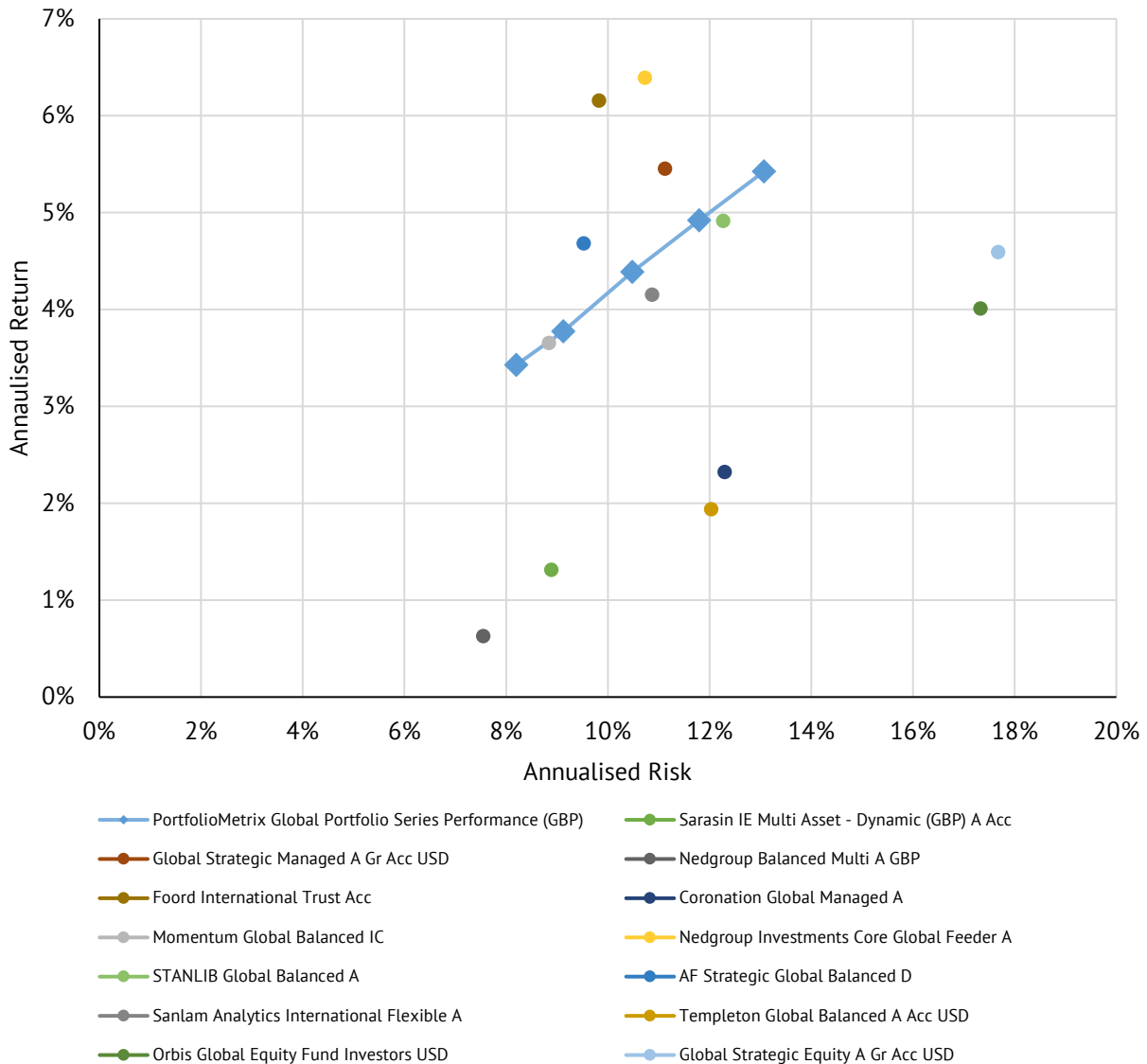


**Disclaimer**

This document is only for professional financial advisers, their clients and their prospective clients. The information given here is for information purposes only and is not intended to constitute financial, legal, tax, investment or other professional advice. It should not be relied upon as such and PortfolioMetrix cannot accept any liability for loss for doing so. Any forecasts, expected future returns or expected future volatilities are not guaranteed and should not be relied upon. **The value of investments, and the income from them, can go down as well as up, and you may not recover the amount of your original investment. Past performance is not a reliable indicator of future performance.** Portfolio holdings and asset allocation can change at any time without notice. PortfolioMetrix Asset Management Ltd is authorised and regulated by the Financial Conduct Authority (FCA) in the United Kingdom. PortfolioMetrix Asset Management SA (Pty) Ltd is an Authorised Financial Services Provider in South Africa. Full calculation methodology available on request.

5 Year Industry Risk-Return Comparison - FSCA Approved Funds - GBP UCITS Performance

Risk measured as the annualised standard deviation of the weekly total return, 30/09/2017 to 30/09/2022

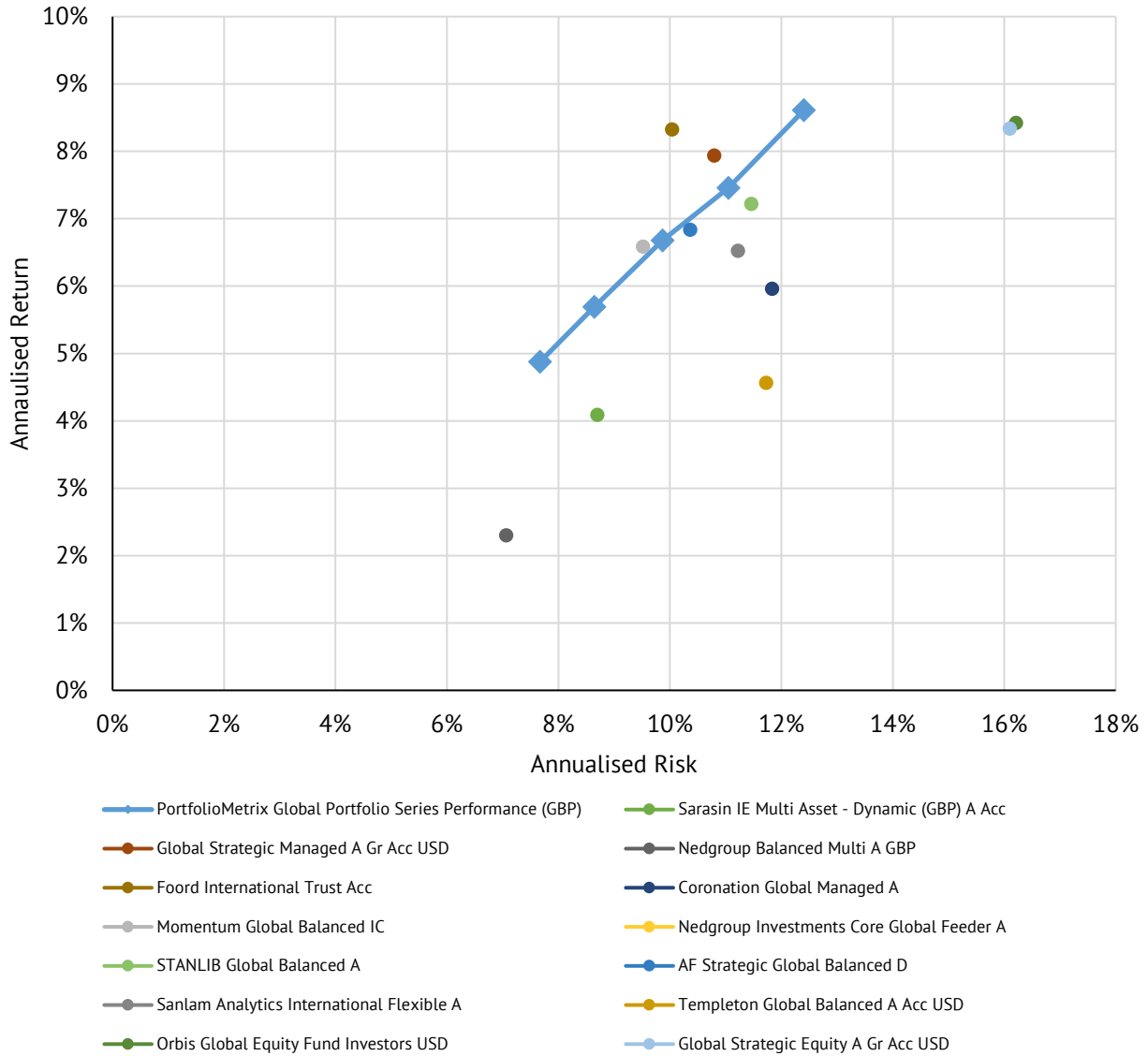


**Disclaimer**

This document is only for professional financial advisers, their clients and their prospective clients. The information given here is for information purposes only and is not intended to constitute financial, legal, tax, investment or other professional advice. It should not be relied upon as such and PortfolioMetrix cannot accept any liability for loss for doing so. Any forecasts, expected future returns or expected future volatilities are not guaranteed and should not be relied upon. **The value of investments, and the income from them, can go down as well as up, and you may not recover the amount of your original investment. Past performance is not a reliable indicator of future performance.** Portfolio holdings and asset allocation can change at any time without notice. PortfolioMetrix Asset Management Ltd is authorised and regulated by the Financial Conduct Authority (FCA) in the United Kingdom. PortfolioMetrix Asset Management SA (Pty) Ltd is an Authorised Financial Services Provider in South Africa. Full calculation methodology available on request.

Since Inception Industry Risk-Return Comparison - FSCA Approved Funds - GBP UCITS Performance

Risk measured as the annualised standard deviation of the weekly total return, 30/04/2014 to 30/09/2022



**Disclaimer**

This document is only for professional financial advisers, their clients and their prospective clients. The information given here is for information purposes only and is not intended to constitute financial, legal, tax, investment or other professional advice. It should not be relied upon as such and PortfolioMetrix cannot accept any liability for loss for doing so. Any forecasts, expected future returns or expected future volatilities are not guaranteed and should not be relied upon. **The value of investments, and the income from them, can go down as well as up, and you may not recover the amount of your original investment. Past performance is not a reliable indicator of future performance.** Portfolio holdings and asset allocation can change at any time without notice. PortfolioMetrix Asset Management Ltd is authorised and regulated by the Financial Conduct Authority (FCA) in the United Kingdom. PortfolioMetrix Asset Management SA (Pty) Ltd is an Authorised Financial Services Provider in South Africa. Full calculation methodology available on request.