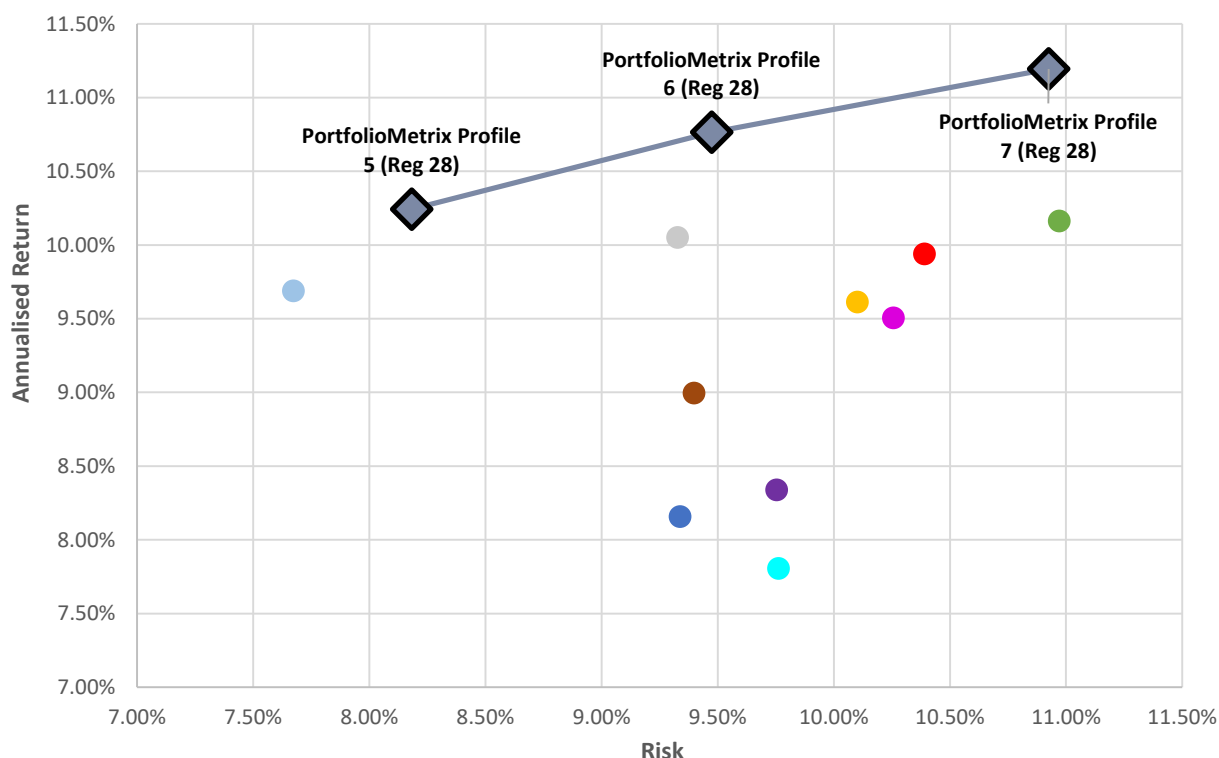


INDUSTRY COMPARISON - INCEPTION (03/12/2010 TO 30/12/2022, WEEKLY RISK)

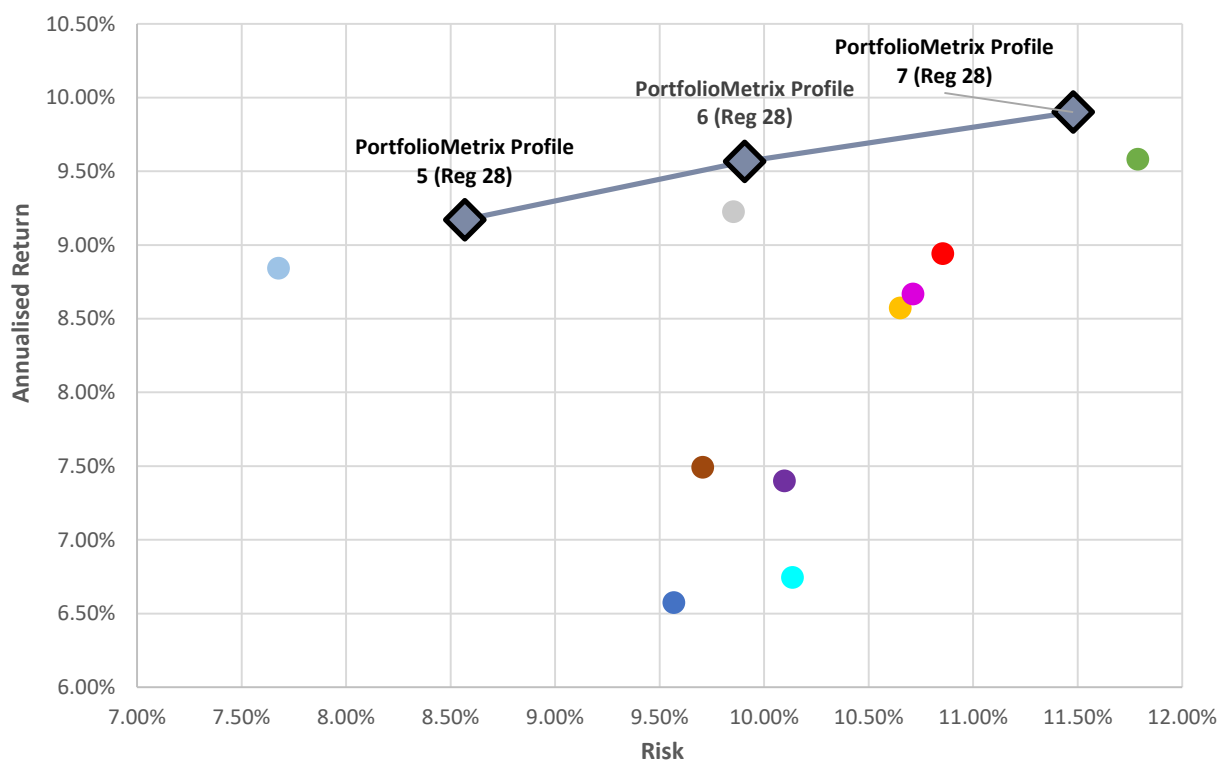


Data Source: Financial Express

	Risk	Cumulative Return	Annualised Return
PortfolioMetrix Profile 7 (Reg 28)	10.93%	262.39%	11.19%
PortfolioMetrix Profile 6 (Reg 28)	9.47%	245.75%	10.76%
PortfolioMetrix Profile 5 (Reg 28)	8.18%	226.52%	10.24%
● Allan Gray Balanced - A	9.33%	219.74%	10.05%
● Coronation Balanced Plus - A	10.10%	204.63%	9.61%
● Discovery Balanced - A	10.26%	201.03%	9.51%
● Foord Balanced - R	9.40%	184.43%	9.00%
● Ninety One Managed - A	7.67%	207.14%	9.69%
● Old Mutual Balanced - A	9.75%	164.29%	8.34%
● M&G Balanced - A	10.39%	215.77%	9.94%
● PSG Balanced - A	10.97%	223.66%	10.16%
● Sanlam Balanced - A	9.76%	148.94%	7.81%
● STANLIB Balanced - B1	9.34%	158.99%	8.16%

DISCLAIMER: This document is only for professional financial advisers, their clients and their prospective clients. The information given here is for information purposes only and is not intended to constitute financial, legal, tax, investment or other professional advice. It should not be relied upon as such and PortfolioMetrix cannot accept any liability for loss for doing so. Any forecasts, expected future returns or expected future volatilities are not guaranteed and should not be relied upon. **The value of investments, and the income from them, can go down as well as up, and you may not recover the amount of your original investment. Past performance is not a reliable indicator of future performance.** Portfolio holdings and asset allocation can change at any time without notice. PortfolioMetrix Asset Management SA (Pty) Ltd is an Authorised Financial Services Provider in South Africa. Full calculation methodology available on request.

INDUSTRY COMPARISON - 10 YEAR (05/01/2018 TO 30/12/2022, WEEKLY RISK)

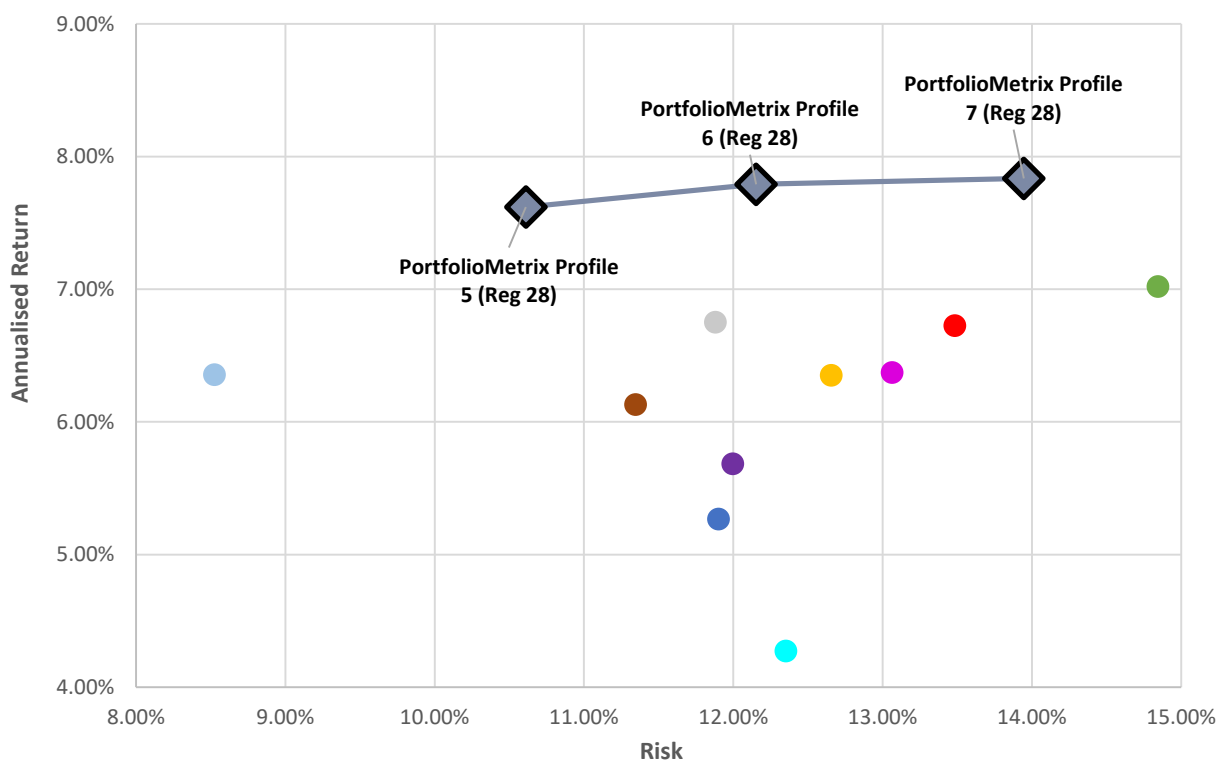


Data Source: Financial Express

	Risk	Cumulative Return	Annualised Return
PortfolioMetrix Profile 7 (Reg 28)	11.48%	157.05%	9.90%
PortfolioMetrix Profile 6 (Reg 28)	9.91%	149.32%	9.57%
PortfolioMetrix Profile 5 (Reg 28)	8.57%	140.49%	9.17%
● Allan Gray Balanced - A	9.85%	141.71%	9.23%
● Coronation Balanced Plus - A	10.65%	127.64%	8.57%
● Discovery Balanced - A	10.71%	129.65%	8.67%
● Foord Balanced - R	9.71%	105.94%	7.49%
● Ninety One Managed - A	7.68%	133.35%	8.84%
● Old Mutual Balanced - A	10.10%	104.19%	7.40%
● M&G Balanced - A	10.85%	135.47%	8.94%
● PSG Balanced - A	11.79%	149.72%	9.58%
● Sanlam Balanced - A	10.14%	92.10%	6.75%
● STANLIB Balanced - B1	9.57%	89.05%	6.58%

DISCLAIMER: This document is only for professional financial advisers, their clients and their prospective clients. The information given here is for information purposes only and is not intended to constitute financial, legal, tax, investment or other professional advice. It should not be relied upon as such and PortfolioMetrix cannot accept any liability for loss for doing so. Any forecasts, expected future returns or expected future volatilities are not guaranteed and should not be relied upon. **The value of investments, and the income from them, can go down as well as up, and you may not recover the amount of your original investment. Past performance is not a reliable indicator of future performance.** Portfolio holdings and asset allocation can change at any time without notice. PortfolioMetrix Asset Management SA (Pty) Ltd is an Authorised Financial Services Provider in South Africa. Full calculation methodology available on request.

INDUSTRY COMPARISON - 5 YEAR (05/01/2018 TO 30/12/2022, WEEKLY RISK)

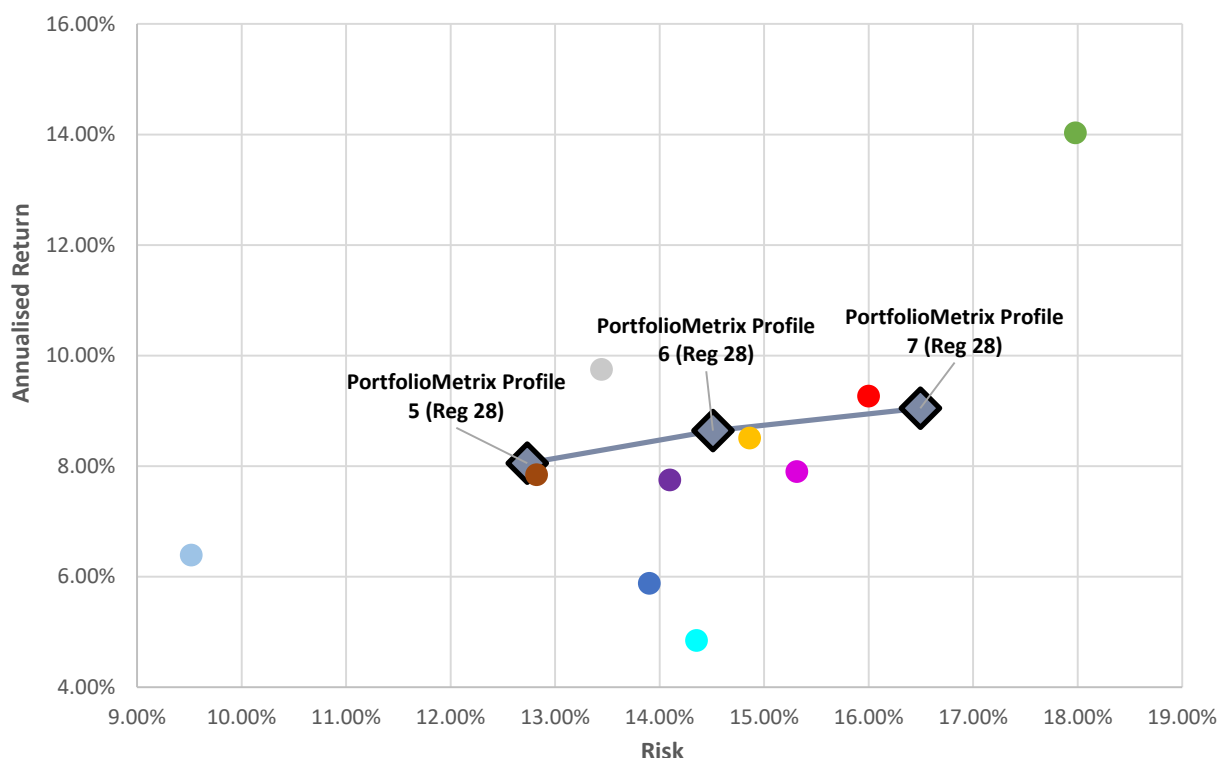


Data Source: Financial Express

	Risk	Cumulative Return	Annualised Return
PortfolioMetrix Profile 7 (Reg 28)	13.95%	45.81%	7.84%
PortfolioMetrix Profile 6 (Reg 28)	12.15%	45.52%	7.79%
PortfolioMetrix Profile 5 (Reg 28)	10.61%	44.36%	7.62%
● Allan Gray Balanced - A	11.88%	38.64%	6.75%
● Coronation Balanced Plus - A	12.65%	36.07%	6.35%
● Discovery Balanced - A	13.06%	36.20%	6.37%
● Foord Balanced - R	11.34%	34.65%	6.13%
● Ninety One Managed - A	8.52%	36.08%	6.36%
● Old Mutual Balanced - A	12.00%	31.84%	5.68%
● M&G Balanced - A	13.48%	38.48%	6.73%
● PSG Balanced - A	14.84%	40.40%	7.02%
● Sanlam Balanced - A	12.35%	23.27%	4.27%
● STANLIB Balanced - B1	11.90%	29.27%	5.27%

DISCLAIMER: This document is only for professional financial advisers, their clients and their prospective clients. The information given here is for information purposes only and is not intended to constitute financial, legal, tax, investment or other professional advice. It should not be relied upon as such and PortfolioMetrix cannot accept any liability for loss for doing so. Any forecasts, expected future returns or expected future volatilities are not guaranteed and should not be relied upon. **The value of investments, and the income from them, can go down as well as up, and you may not recover the amount of your original investment. Past performance is not a reliable indicator of future performance.** Portfolio holdings and asset allocation can change at any time without notice. PortfolioMetrix Asset Management SA (Pty) Ltd is an Authorised Financial Services Provider in South Africa. Full calculation methodology available on request.

INDUSTRY COMPARISON - 3 YEAR (03/01/2020 TO 30/12/2022, WEEKLY RISK)

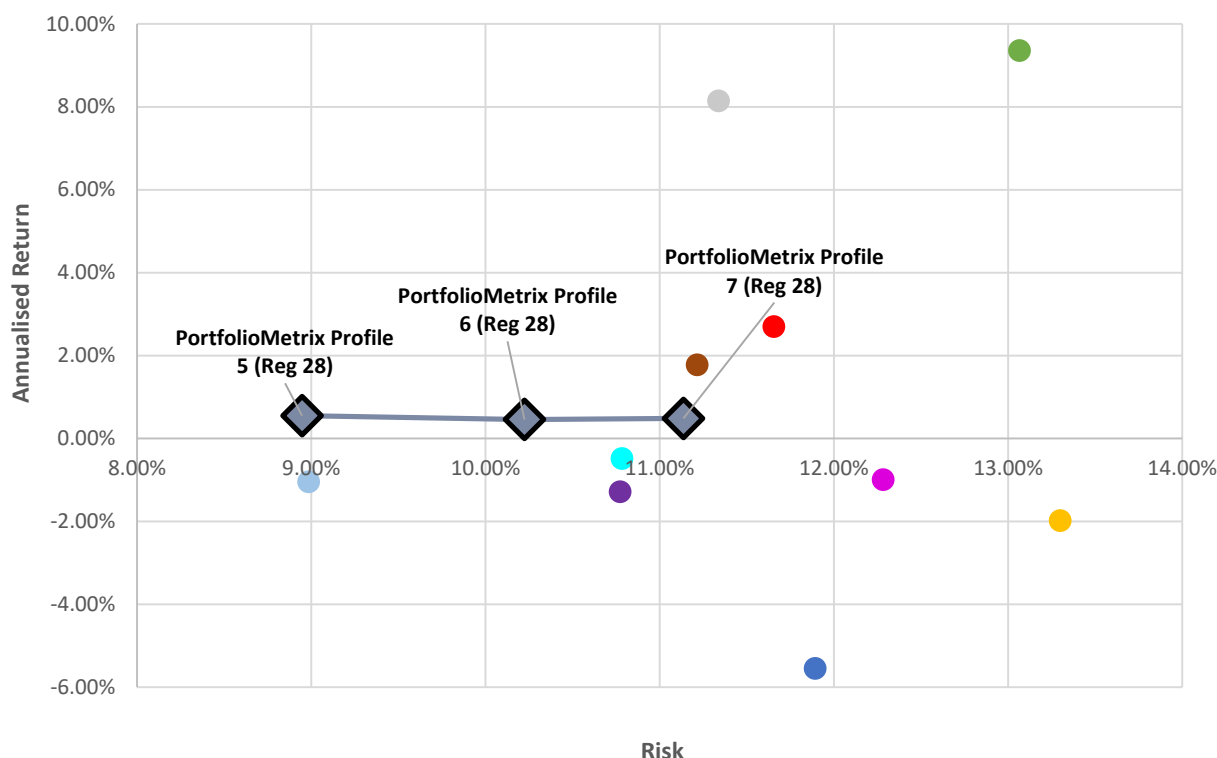


Data Source: Financial Express

	Risk	Cumulative Return	Annualised Return
PortfolioMetrix Profile 7 (Reg 28)	16.49%	29.67%	9.05%
PortfolioMetrix Profile 6 (Reg 28)	14.51%	28.23%	8.64%
PortfolioMetrix Profile 5 (Reg 28)	12.73%	26.16%	8.05%
● Allan Gray Balanced - A	13.44%	32.20%	9.75%
● Coronation Balanced Plus - A	14.86%	27.77%	8.51%
● Discovery Balanced - A	15.31%	25.64%	7.91%
● Foord Balanced - R	12.82%	25.43%	7.85%
● Ninety One Managed - A	9.52%	20.43%	6.39%
● Old Mutual Balanced - A	14.10%	25.11%	7.75%
● M&G Balanced - A	16.00%	30.46%	9.27%
● PSG Balanced - A	17.98%	48.27%	14.03%
● Sanlam Balanced - A	14.35%	15.26%	4.85%
● STANLIB Balanced - B1	13.90%	18.69%	5.88%

DISCLAIMER: This document is only for professional financial advisers, their clients and their prospective clients. The information given here is for information purposes only and is not intended to constitute financial, legal, tax, investment or other professional advice. It should not be relied upon as such and PortfolioMetrix cannot accept any liability for loss for doing so. Any forecasts, expected future returns or expected future volatilities are not guaranteed and should not be relied upon. **The value of investments, and the income from them, can go down as well as up, and you may not recover the amount of your original investment. Past performance is not a reliable indicator of future performance.** Portfolio holdings and asset allocation can change at any time without notice. PortfolioMetrix Asset Management SA (Pty) Ltd is an Authorised Financial Services Provider in South Africa. Full calculation methodology available on request.

INDUSTRY COMPARISON - 1 YEAR (31/12/2021 TO 30/12/2022, DAILY RISK)

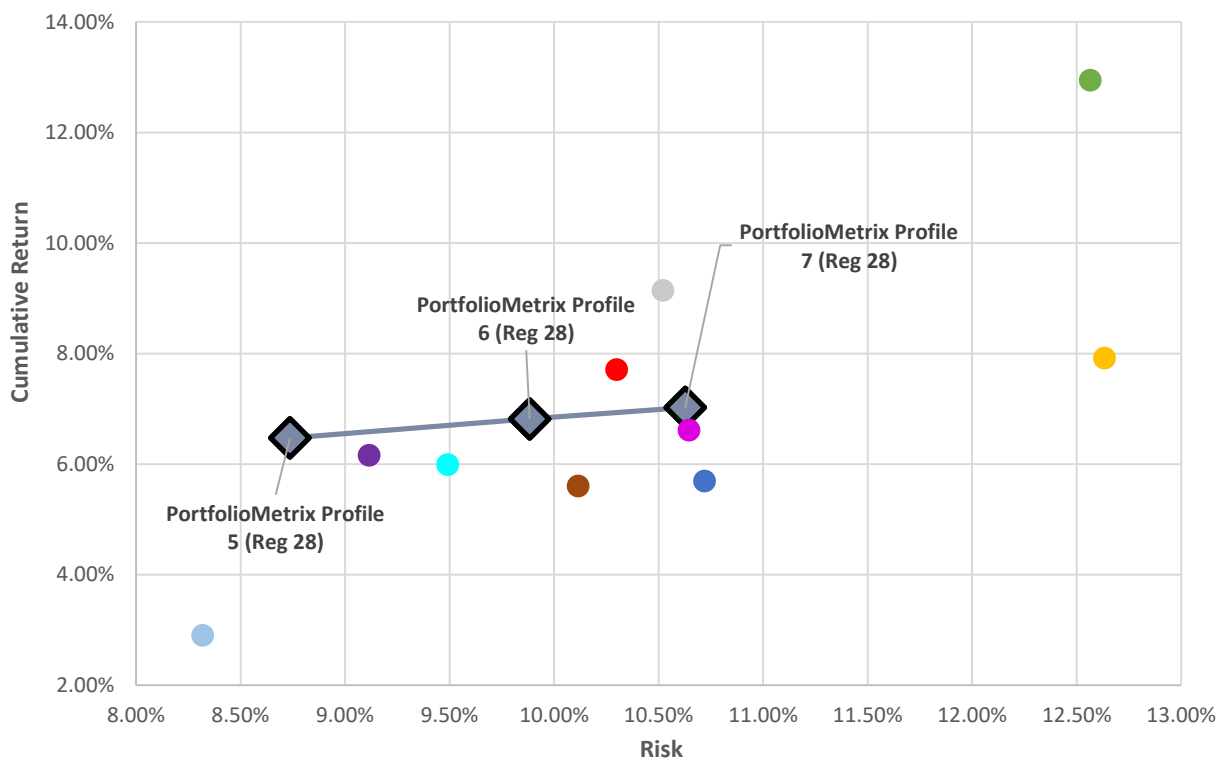


Data Source: Financial Express

	Risk	Cumulative Return	Annualised Return
PortfolioMetrix Profile 7 (Reg 28)	11.14%	0.48%	0.48%
PortfolioMetrix Profile 6 (Reg 28)	10.22%	0.46%	0.46%
PortfolioMetrix Profile 5 (Reg 28)	8.95%	0.55%	0.55%
● Allan Gray Balanced - A	11.34%	8.15%	8.15%
● Coronation Balanced Plus - A	13.30%	-1.98%	-1.98%
● Discovery Balanced - A	12.28%	-0.99%	-0.99%
● Foord Balanced - R	11.22%	1.78%	1.78%
● Ninety One Managed - A	8.98%	-1.04%	-1.04%
● Old Mutual Balanced - A	10.77%	-1.29%	-1.29%
● M&G Balanced - A	11.66%	2.70%	2.70%
● PSG Balanced - A	13.06%	9.36%	9.36%
● Sanlam Balanced - A	10.78%	-0.48%	-0.48%
● STANLIB Balanced - B1	11.89%	-5.55%	-5.55%

DISCLAIMER: This document is only for professional financial advisers, their clients and their prospective clients. The information given here is for information purposes only and is not intended to constitute financial, legal, tax, investment or other professional advice. It should not be relied upon as such and PortfolioMetrix cannot accept any liability for loss for doing so. Any forecasts, expected future returns or expected future volatilities are not guaranteed and should not be relied upon. **The value of investments, and the income from them, can go down as well as up, and you may not recover the amount of your original investment. Past performance is not a reliable indicator of future performance.** Portfolio holdings and asset allocation can change at any time without notice. PortfolioMetrix Asset Management SA (Pty) Ltd is an Authorised Financial Services Provider in South Africa. Full calculation methodology available on request.

INDUSTRY COMPARISON - 6 MONTHS (30/06/2022 TO 30/12/2022, DAILY RISK)

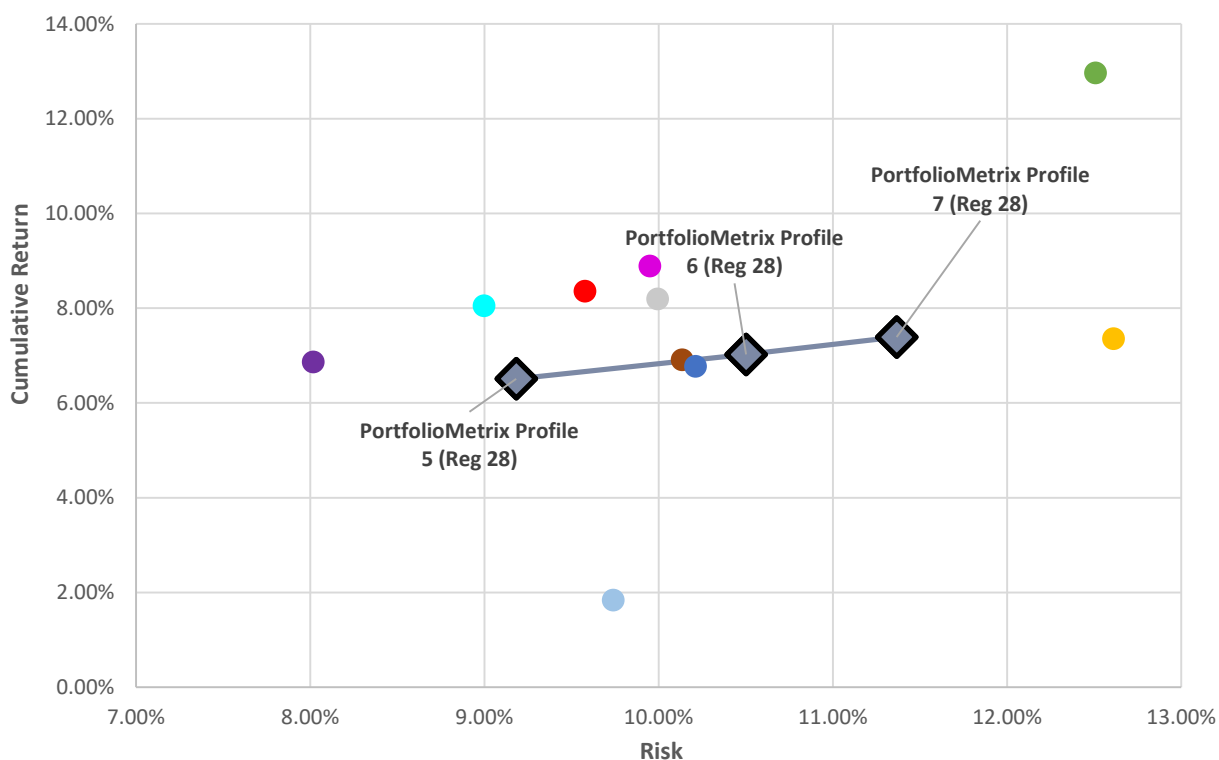


Data Source: Financial Express

	Risk	Cumulative Return	Annualised Return
PortfolioMetrix Profile 7 (Reg 28)	10.63%	7.02%	-
PortfolioMetrix Profile 6 (Reg 28)	9.88%	6.82%	-
PortfolioMetrix Profile 5 (Reg 28)	8.74%	6.47%	-
● Allan Gray Balanced - A	10.52%	9.15%	-
● Coronation Balanced Plus - A	12.63%	7.92%	-
● Discovery Balanced - A	10.64%	6.62%	-
● Foord Balanced - R	10.11%	5.61%	-
● Ninety One Managed - A	8.32%	2.90%	-
● Old Mutual Balanced - A	9.11%	6.16%	-
● M&G Balanced - A	10.30%	7.71%	-
● PSG Balanced - A	12.56%	12.95%	-
● Sanlam Balanced - A	9.49%	5.99%	-
● STANLIB Balanced - B1	10.72%	5.70%	-

DISCLAIMER: This document is only for professional financial advisers, their clients and their prospective clients. The information given here is for information purposes only and is not intended to constitute financial, legal, tax, investment or other professional advice. It should not be relied upon as such and PortfolioMetrix cannot accept any liability for loss for doing so. Any forecasts, expected future returns or expected future volatilities are not guaranteed and should not be relied upon. **The value of investments, and the income from them, can go down as well as up, and you may not recover the amount of your original investment. Past performance is not a reliable indicator of future performance.** Portfolio holdings and asset allocation can change at any time without notice. PortfolioMetrix Asset Management SA (Pty) Ltd is an Authorised Financial Services Provider in South Africa. Full calculation methodology available on request.

INDUSTRY COMPARISON - 3 MONTHS (30/09/2022 TO 30/12/2022, DAILY RISK)

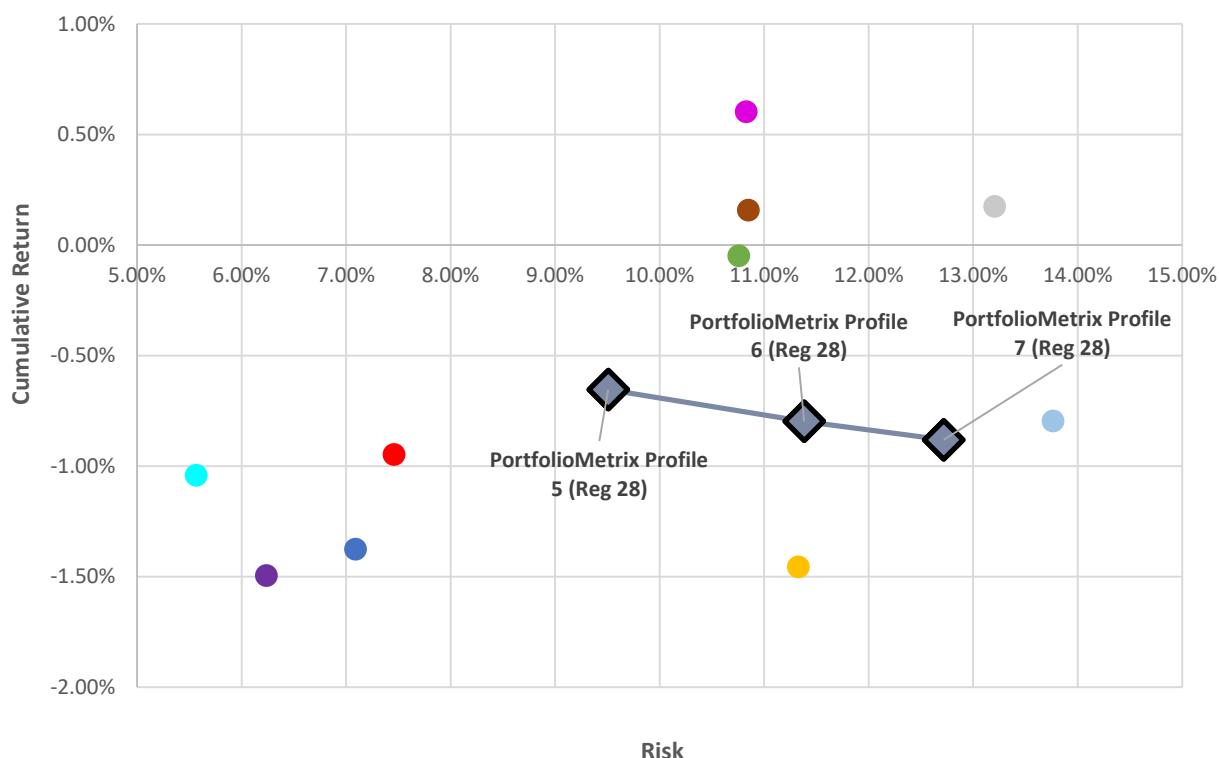


Data Source: Financial Express

	Risk	Cumulative Return	Annualised Return
PortfolioMetrix Profile 7 (Reg 28)	11.37%	7.39%	-
PortfolioMetrix Profile 6 (Reg 28)	10.50%	7.02%	-
PortfolioMetrix Profile 5 (Reg 28)	9.18%	6.51%	-
● Allan Gray Balanced - A	9.99%	8.20%	-
● Coronation Balanced Plus - A	12.61%	7.36%	-
● Discovery Balanced - A	9.95%	8.89%	-
● Foord Balanced - R	10.13%	6.92%	-
● Ninety One Managed - A	9.74%	1.84%	-
● Old Mutual Balanced - A	8.02%	6.87%	-
● M&G Balanced - A	9.58%	8.36%	-
● PSG Balanced - A	12.51%	12.97%	-
● Sanlam Balanced - A	9.00%	8.06%	-
● STANLIB Balanced - B1	10.21%	6.77%	-

DISCLAIMER: This document is only for professional financial advisers, their clients and their prospective clients. The information given here is for information purposes only and is not intended to constitute financial, legal, tax, investment or other professional advice. It should not be relied upon as such and PortfolioMetrix cannot accept any liability for loss for doing so. Any forecasts, expected future returns or expected future volatilities are not guaranteed and should not be relied upon. **The value of investments, and the income from them, can go down as well as up, and you may not recover the amount of your original investment. Past performance is not a reliable indicator of future performance.** Portfolio holdings and asset allocation can change at any time without notice. PortfolioMetrix Asset Management SA (Pty) Ltd is an Authorised Financial Services Provider in South Africa. Full calculation methodology available on request.

INDUSTRY COMPARISON - 1 MONTH (30/11/2022 TO 30/12/2022, DAILY RISK)



Data Source: Financial Express

	Risk	Cumulative Return	Annualised Return
PortfolioMetrix Profile 7 (Reg 28)	12.72%	-0.88%	-
PortfolioMetrix Profile 6 (Reg 28)	11.38%	-0.80%	-
PortfolioMetrix Profile 5 (Reg 28)	9.51%	-0.65%	-
● Allan Gray Balanced - A	13.20%	0.18%	-
● Coronation Balanced Plus - A	11.33%	-1.46%	-
● Discovery Balanced - A	10.83%	0.60%	-
● Foord Balanced - R	10.85%	0.16%	-
● Ninety One Managed - A	13.76%	-0.80%	-
● Old Mutual Balanced - A	6.24%	-1.49%	-
● M&G Balanced - A	7.46%	-0.95%	-
● PSG Balanced - A	10.76%	-0.05%	-
● Sanlam Balanced - A	5.56%	-1.04%	-
● STANLIB Balanced - B1	7.09%	-1.38%	-

DISCLAIMER: This document is only for professional financial advisers, their clients and their prospective clients. The information given here is for information purposes only and is not intended to constitute financial, legal, tax, investment or other professional advice. It should not be relied upon as such and PortfolioMetrix cannot accept any liability for loss for doing so. Any forecasts, expected future returns or expected future volatilities are not guaranteed and should not be relied upon. **The value of investments, and the income from them, can go down as well as up, and you may not recover the amount of your original investment. Past performance is not a reliable indicator of future performance.** Portfolio holdings and asset allocation can change at any time without notice. PortfolioMetrix Asset Management SA (Pty) Ltd is an Authorised Financial Services Provider in South Africa. Full calculation methodology available on request.