

PORTFOLIO CHARACTERISTICS

The Global Equity portfolio emphasises longer-term growth in capital whilst accepting a higher degree of risk. Within the range, the fund sits at the top end of the risk spectrum and invests predominantly in growth assets. Careful diversification still allows for a significant degree of risk management, making it the ideal vehicle for long-term wealth accumulation at the cost of more volatile returns.

Experience has shown that mandates such as these have performed materially better than inflation over longer periods, highlighting that taking risk is a critical factor in achieving returns. However, investors need to be aware that, even with diversification, this portfolio may produce negative returns for even sustained periods and that investors need to demonstrate composure in the face of volatile markets.



INVESTOR PROFILE

- Are focused on maximising returns
- Are prepared to accept a higher level of risk
- Prefer capital growth over income
- Have an investment time horizon of 7 years or longer

GENERAL INFORMATION

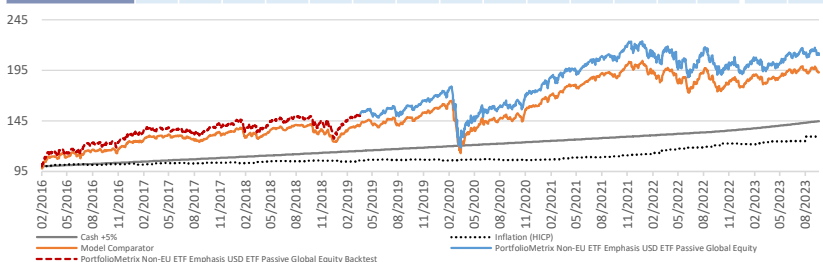
Model Objective	To maximise the return within the mandated level of risk. Based on current projections, this model portfolio is expected, but not guaranteed to, deliver Cash + 5% over a 7-year rolling period.
Model Comparator	An index with a similar risk profile to the PMX Non-EU ETF Emphasis USD ETF Global Equity Passive Portfolio: <ul style="list-style-type: none"> • ILG International Equity
Launch Date	27 March 2019
Underlying Assets	Collective Investment Schemes authorised or recognised by the Central Bank of Ireland as well as Non-EU Exchange Traded Funds

FEES

Asset Management Fee	0.55% per annum
Underlying Fund Fees (OCF)	0.05%
Total Investment Mgmt. Fee	0.60%

PortfolioMetrix Non-EU ETF Emphasis USD ETF Passive Global Equity PERFORMANCE

	Cumulative Returns															Annualised (Since Launch)	
	1 Mth	3 Mth	6 Mth	YTD	1 Year	2 Year	3 Year	5 Year	2022	2021	2020	2019	2018	Since Launch	Return	Risk	
PMX USD ETF Gbl Eq	-1.8%	-0.8%	4.2%	9.1%	10.2%	2.3%	31.5%	40.7%	-13.0%	25.3%	4.6%	26.9%	-5.8%	110.0%	10.2%	15.5%	
Model Comparator	-1.6%	-1.1%	3.7%	8.1%	10.9%	2.6%	31.3%	36.6%	-11.9%	25.2%	3.1%	26.3%	-7.5%	93.1%	9.0%	13.4%	
Relative	-0.2%	0.3%	0.5%	1.0%	-0.7%	-0.3%	0.2%	4.1%	-1.1%	0.1%	1.5%	0.6%	1.7%	16.9%	1.2%		



Inception of the PMX Non-EU ETF Emphasis USD ETF Passive Global Equity portfolio is 27-Mar-19 all performance figures prior to this date are a backtest. Performance is net of investment management and fund charges but gross of platform and adviser charges.

DISCLAIMER

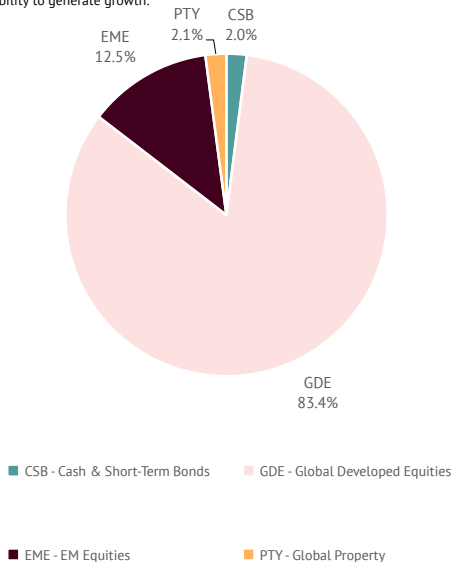
Data Source: PortfolioMetrix

Warning:	Past performance is not a reliable indicator of future performance.
Warning:	The value of your investments, and any income from them, may go down as well as up and you may lose some or all of the money you invest.
Warning:	Forecasts and expected returns are not guaranteed, and are not a reliable indicator of the future performance of your investments.

Performance, fees and yield are based on the asset allocation, funds and fund share classes historically held on the Conexim platform. Due to platform constraints, funds, fund shareclasses and asset allocations (and hence exact fees, yields and performance) may be slightly different on other platforms. This document is only for professional financial advisers, their clients and their prospective clients. The information given here is for information purposes only and is not intended to constitute financial, legal, tax, investment or other professional advice. It should not be relied upon as such and PortfolioMetrix cannot accept any liability for loss for doing so. Any forecasts, expected future returns or expected future volatilities are not guaranteed and should not be relied upon. **The value of investments, and the income from them, can go down as well as up, and you may not recover the amount of your original investment. Past performance is not a reliable indicator of future performance.** Portfolio holdings and asset allocation can change at any time without notice. PortfolioMetrix Asset Management Ltd is authorised and regulated in the United Kingdom by the Financial Conduct Authority. Conexim Advisors Limited (Conexim) is authorised and regulated by the Central Bank of Ireland (the Central Bank) as an investment firm under the Markets in Financial Instruments Regulations 2017 (the MIFID Regulations). PortfolioMetrix Asset Management Limited UK (PMAM) provides Conexim with investment advice in relation to certain private investor client portfolios, as permitted under the MIFID Regulations. However, as PMAM is not authorised as an investment firm in the EU / EEA, it does not provide any investment services directly to retail or opt-up professional clients in Ireland. Conexim remains at all times fully responsible for the implementation or non-implementation of any advice it receives from PMAM. Full calculation methodology available on request.

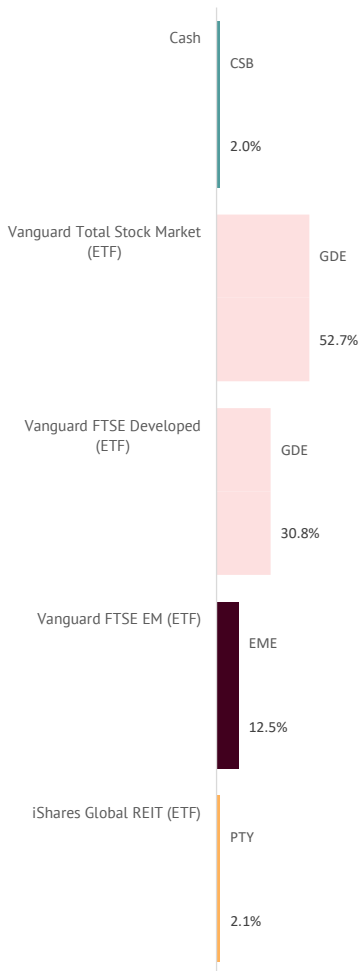
TARGET ASSET ALLOCATION

Asset allocation is the primary driver of risk in the fund – it is also the primary driver of returns. In this portfolio, the benefits of diversification allow for a significant reduction in overall portfolio risk relative to the riskiness of the individual underlying assets; without compromising the ability to generate growth.



TARGET UNDERLYING FUNDS

The underlying funds are selected based on a rigorous quantitative (numbers) and qualitative process (judgement). Typically, funds are selected that are specific to an asset class, although flexible funds may be used as appropriate. The current fund target weights are indicated in the chart below, although these will be varied by the investment committee as circumstances dictate, including according to availability on platform.



LEAD INVESTMENT TEAM



Nic Spicer, FFA CFA®

Nic is an actuary, a CFA® charterholder and has over 10 years' worth of financial services experience. Nic is UK Head of Research at PortfolioMetrix.



Phil Wellington, CFA®

Phil is a CFA® charterholder and has over 10 years' worth of financial services experience. Phil is an Investment Analyst at PortfolioMetrix.



Brandon Zietsman, CAIA, CFA®

Brandon is a CFA® charterholder, a CAIA charterholder and is Head of Investments at PortfolioMetrix.

DISCLAIMER

Performance, fees and yield are based on the asset allocation, funds and fund share classes historically held on the Conexim platform. Due to platform constraints, funds, fund shareclasses and asset allocations (and hence exact fees, yields and performance) may be slightly different on other platforms. This document is only for professional financial advisers, their clients and their prospective clients. The information given here is for information purposes only and is not intended to constitute financial, legal, tax, investment or other professional advice. It should not be relied upon as such and PortfolioMetrix cannot accept any liability for loss for doing so. Any forecasts, expected future returns or expected future volatilities are not guaranteed and should not be relied upon. The value of investments, and the income from them, can go down as well as up, and you may not recover the amount of your original investment. Past performance is not a reliable indicator of future performance. Portfolio holdings and asset allocation can change at any time without notice. PortfolioMetrix Asset Management Ltd is authorised and regulated in the United Kingdom by the Financial Conduct Authority. Conexim Advisors Limited (Conexim) is authorised and regulated by the Central Bank of Ireland (the Central Bank) as an investment firm under the Markets in Financial Instruments Regulations 2017 (the MiFID Regulations). PortfolioMetrix Asset Management Limited UK (PMAM) provides Conexim with investment advice in relation to certain private investor client portfolios, as permitted under the MiFID Regulations. However, as PMAM is not authorised as an investment firm in the EU / EEA, it does not provide any investment services directly to retail or opt-up professional clients in Ireland. Conexim remains at all times fully responsible for the implementation or non-implementation of any advice it receives from PMAM. Full calculation methodology available on request.

PORTFOLIO CHARACTERISTICS

This model portfolio emphasises capital preservation with the potential to generate inflation-beating returns over the medium to long term. Within the range, the fund sits towards the lower end of the risk spectrum and holds a high weight in income-producing assets. However, careful diversification and risk management does allow for the inclusion of growth assets making it the ideal vehicle for wealth preservation without excessive exposure to market volatility.

Experience has shown that mandates such as these have generated consistent inflation-beating returns over time and that taking some risk is a critical factor in preservation of real capital. Nevertheless, investors need to be aware that, over shorter-periods, even portfolios with quite a stable return profile may produce negative returns.


INVESTOR PROFILE

- Wish to protect capital and generate inflation-beating returns
- Prefer stability to the prospects of higher excess returns
- Have a slight preference for income over growth
- Have an investment time horizon of 5 years or longer

GENERAL INFORMATION

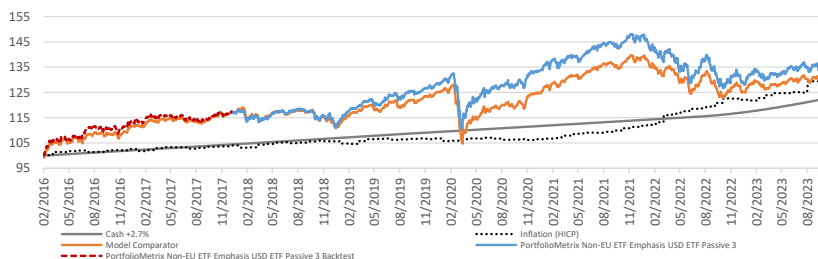
Model Objective	To maximise the return within the mandated level of risk. Based on current projections, this model portfolio is expected, but not guaranteed to, deliver Cash + 2.7% over a 4-year rolling period.
Model Comparator	A blend designed to give a similar risk profile to the equivalent PMX Core Risk Profile portfolio and is a 45/55 combination of the following sectors: <ul style="list-style-type: none"> • ILG Managed Cautious • ILG Managed Balanced
Launch Date	15 December 2017
Underlying Assets	Collective Investment Schemes authorised or recognised by the Central Bank of Ireland as well as Non-EU Exchange Traded Funds

FEES

Asset Management Fee	0.55% per annum
Underlying Fund Fees (OCF)	0.10%
Total Investment Mgmt. Fee	0.65%

PortfolioMetrix Non-EU ETF Emphasis USD ETF Passive 3 PERFORMANCE

	Cumulative Returns															Annualised (Since Launch)	
	1 Mth	3 Mth	6 Mth	YTD	1 Year	2 Year	3 Year	5 Year	2022	2021	2020	2019	2018	Since Launch	Return	Risk	
PMX USD ETF 3	-1.7%	-1.2%	0.8%	4.1%	4.8%	-6.5%	4.4%	13.1%	-12.9%	9.6%	4.9%	13.5%	-3.3%	33.4%	3.8%	7.4%	
Model Comparator	-1.5%	-1.1%	0.8%	3.1%	4.7%	-4.3%	7.9%	9.3%	-10.2%	10.9%	0.5%	12.2%	-5.0%	28.9%	3.4%	7.0%	
Relative	-0.2%	-0.1%	0.0%	1.0%	0.1%	-2.2%	-3.5%	3.8%	-2.7%	-1.3%	4.4%	1.3%	1.7%	4.5%	0.4%		



Inception of the PMX Non-EU ETF Emphasis USD ETF Passive 3 portfolio is 15-Dec-17 all performance figures prior to this date are a backtest. Performance is net of investment management and fund charges but gross of platform and adviser charges.

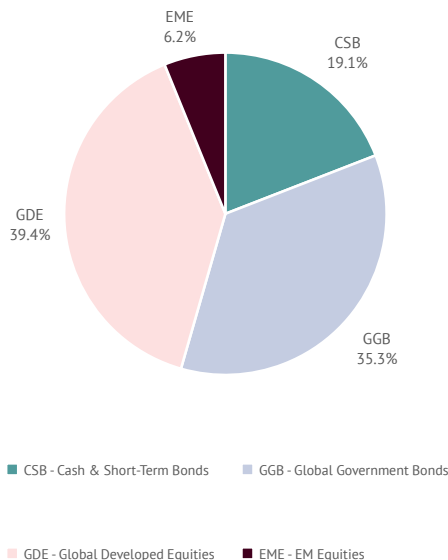
DISCLAIMER
Data Source: PortfolioMetrix

Warning:	Past performance is not a reliable indicator of future performance.
Warning:	The value of your investments, and any income from them, may go down as well as up and you may lose some or all of the money you invest.
Warning:	Forecasts and expected returns are not guaranteed, and are not a reliable indicator of the future performance of your investments.

Performance, fees and yield are based on the asset allocation, funds and fund share classes historically held on the Conexim platform. Due to platform constraints, funds, fund shareclasses and asset allocations (and hence exact fees, yields and performance) may be slightly different on other platforms. This document is only for professional financial advisers, their clients and their prospective clients. The information given here is for information purposes only and is not intended to constitute financial, legal, tax, investment or other professional advice. It should not be relied upon as such and PortfolioMetrix cannot accept any liability for loss for doing so. Any forecasts, expected future returns or expected future volatilities are not guaranteed and should not be relied upon. The value of investments, and the income from them, can go down as well as up, and you may not recover the amount of your original investment. Past performance is not a reliable indicator of future performance. Portfolio holdings and asset allocation can change at any time without notice. PortfolioMetrix Asset Management Ltd is authorised and regulated in the United Kingdom by the Financial Conduct Authority. Conexim Advisors Limited (Conexim) is authorised and regulated by the Central Bank of Ireland (the Central Bank) as an investment firm under the Markets in Financial Instruments Regulations 2017 (the MIFID Regulations). PortfolioMetrix Asset Management Limited UK (PMAM) provides Conexim with investment advice in relation to certain private investor client portfolios, as permitted under the MIFID Regulations. However, as PMAM is not authorised as an investment firm in the EU / EEA, it does not provide any investment services directly to retail or opt-up professional clients in Ireland. Conexim remains at all times fully responsible for the implementation or non-implementation of any advice it receives from PMAM. Full calculation methodology available on request.

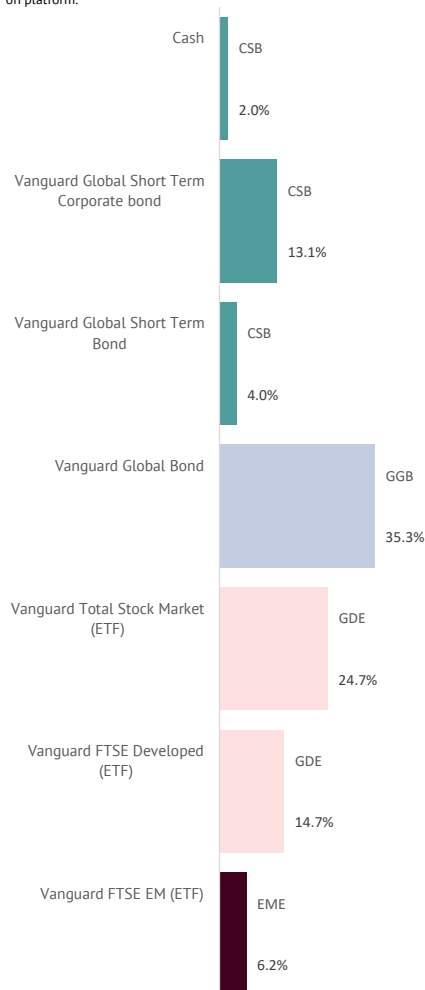
TARGET ASSET ALLOCATION

Asset allocation is the primary driver of risk in the fund – it is also the primary driver of returns. In this portfolio, there is a bias towards lower-risk assets, although the benefits of diversification allow for the inclusion of growth assets.



TARGET UNDERLYING FUNDS

The underlying funds are selected based on a rigorous quantitative (numbers) and qualitative process (judgement). Typically, funds are selected that are specific to an asset class, although flexible funds may be used as appropriate. The current fund target weights are indicated in the chart below, although these will be varied by the investment committee as circumstances dictate, including according to availability on platform.



LEAD INVESTMENT TEAM



Nic Spicer, FFA CFA®

Nic is an actuary, a CFA® charterholder and has over 10 years' worth of financial services experience. Nic is UK Head of Research at PortfolioMetrix.



Phil Wellington, CFA®

Phil is a CFA® charterholder and has over 10 years' worth of financial services experience. Phil is an Investment Analyst at PortfolioMetrix.



Brandon Zietsman, CAIA, CFA®

Brandon is a CFA® charterholder, a CAIA charterholder and is Head of Investments at PortfolioMetrix.

DISCLAIMER

Performance, fees and yield are based on the asset allocation, funds and fund share classes historically held on the Conexim platform. Due to platform constraints, funds, fund shareclasses and asset allocations (and hence exact fees, yields and performance) may be slightly different on other platforms. This document is only for professional financial advisers, their clients and their prospective clients. The information given here is for information purposes only and is not intended to constitute financial, legal, tax, investment or other professional advice. It should not be relied upon as such and PortfolioMetrix cannot accept any liability for loss for doing so. Any forecasts, expected future returns or expected future volatilities are not guaranteed and should not be relied upon. The value of investments, and the income from them, can go down as well as up, and you may not recover the amount of your original investment. Past performance is not a reliable indicator of future performance. Portfolio holdings and asset allocation can change at any time without notice. PortfolioMetrix Asset Management Ltd is authorised and regulated in the United Kingdom by the Financial Conduct Authority. Conexim Advisors Limited (Conexim) is authorised and regulated by the Central Bank of Ireland (the Central Bank) as an investment firm under the Markets in Financial Instruments Regulations 2017 (the MiFID Regulations). PortfolioMetrix Asset Management Limited UK (PMAM) provides Conexim with investment advice in relation to certain private investor client portfolios, as permitted under the MiFID Regulations. However, as PMAM is not authorised as an investment firm in the EU / EEA, it does not provide any investment services directly to retail or opt-up professional clients in Ireland. Conexim remains at all times fully responsible for the implementation or non-implementation of any advice it receives from PMAM. Full calculation methodology available on request.

PORTFOLIO CHARACTERISTICS

This model portfolio seeks to provide medium to longer-term growth in capital and income whilst only assuming a moderate degree of risk. Within the range, the fund sits in the middle of the risk spectrum and invests in a healthy blend of assets. Careful diversification and risk management allow for a reasonable weight in growth assets, making it the ideal vehicle for both wealth accumulation and wealth preservation without excessive exposure to market volatility.

Experience has shown that mandates such as these have generated consistent inflation-beating returns over time and that assuming a degree of risk is a critical factor in accumulating wealth. Nevertheless, investors need to be aware that even well-diversified portfolios may produce negative returns over some periods and that investors need to demonstrate composure in the face of volatile markets.


INVESTOR PROFILE

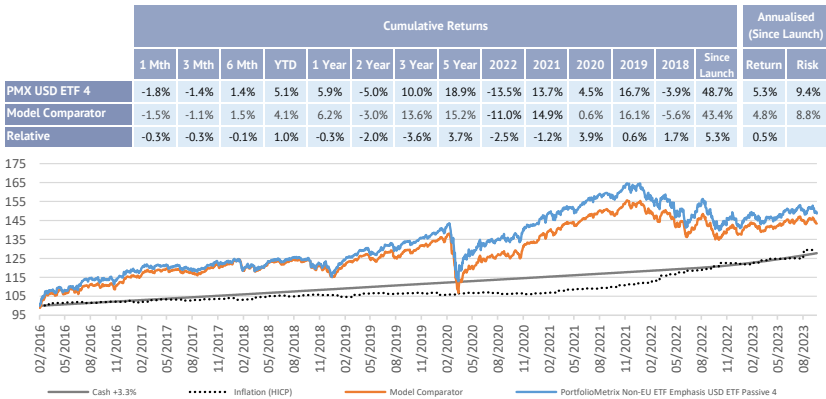
- Wish to accumulate capital and increase future purchasing power
- Prefer a moderate level of risk to the prospects of higher excess returns
- Seek a mix of income and capital growth
- Have an investment time horizon of 5 years or longer

GENERAL INFORMATION

Model Objective	To maximise the return within the mandated level of risk. Based on current projections, this model portfolio is expected, but not guaranteed to, deliver Cash + 3.3% over a 5-year rolling period.
Model Comparator	A blend designed to give a similar risk profile to the equivalent PMX Core Risk Profile portfolio and is a 70/30 combination of the following sectors: <ul style="list-style-type: none"> • ILG Managed Balanced • ILG Managed Aggressive
Launch Date	11 February 2016
Underlying Assets	Collective Investment Schemes authorised or recognised by the Central Bank of Ireland as well as Non-EU Exchange Traded Funds

FEES

Asset Management Fee	0.55% per annum
Underlying Fund Fees (OCF)	0.09%
Total Investment Mgmt. Fee	0.64%

PortfolioMetrix Non-EU ETF Emphasis USD ETF Passive 4 PERFORMANCE


Performance is net of investment management and fund charges but gross of platform and adviser charges.

DISCLAIMER

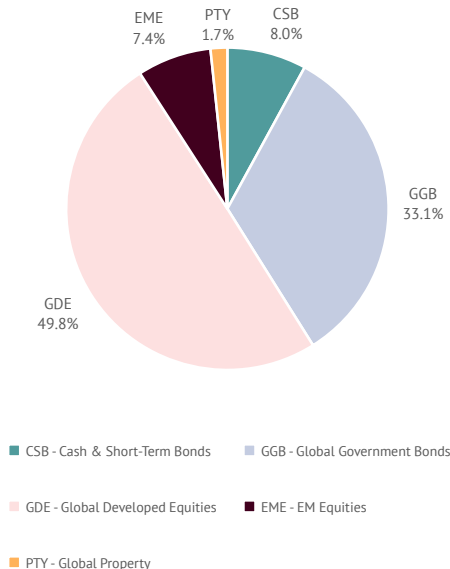
Data Source: PortfolioMetrix

Warning:	Past performance is not a reliable indicator of future performance.
Warning:	The value of your investments, and any income from them, may go down as well as up and you may lose some or all of the money you invest.
Warning:	Forecasts and expected returns are not guaranteed, and are not a reliable indicator of the future performance of your investments.

Performance, fees and yield are based on the asset allocation, funds and fund share classes historically held on the Conexim platform. Due to platform constraints, funds, fund shareclasses and asset allocations (and hence exact fees, yields and performance) may be slightly different on other platforms. This document is only for professional financial advisers, their clients and their prospective clients. The information given here is for information purposes only and is not intended to constitute financial, legal, tax, investment or other professional advice. It should not be relied upon as such and PortfolioMetrix cannot accept any liability for loss for doing so. Any forecasts, expected future returns or expected future volatilities are not guaranteed and should not be relied upon. **The value of investments, and the income from them, can go down as well as up, and you may not recover the amount of your original investment. Past performance is not a reliable indicator of future performance.** Portfolio holdings and asset allocation can change at any time without notice. PortfolioMetrix Asset Management Ltd is authorised and regulated in the United Kingdom by the Financial Conduct Authority. Conexim Advisors Limited (Conexim) is authorised and regulated by the Central Bank of Ireland (the Central Bank) as an investment firm under the Markets in Financial Instruments Regulations 2017 (the MIFID Regulations). PortfolioMetrix Asset Management Limited UK (PMAM) provides Conexim with investment advice in relation to certain private investor client portfolios, as permitted under the MIFID Regulations. However, as PMAM is not authorised as an investment firm in the EU / EEA, it does not provide any investment services directly to retail or opt-up professional clients in Ireland. Conexim remains at all times fully responsible for the implementation or non-implementation of any advice it receives from PMAM. Full calculation methodology available on request.

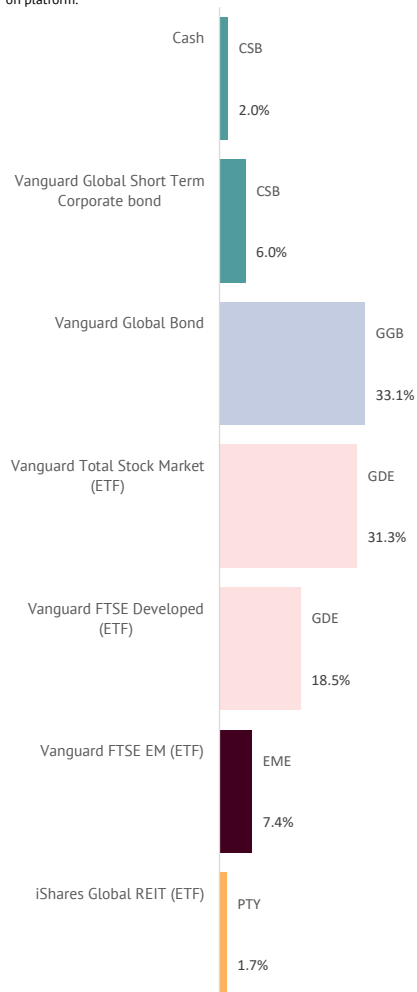
TARGET ASSET ALLOCATION

Asset allocation is the primary driver of risk in the fund – it is also the primary driver of returns. In this portfolio, the risk-reducing benefits of diversification allow for a significant inclusion of growth assets, whilst still maintaining a moderate risk profile.



TARGET UNDERLYING FUNDS

The underlying funds are selected based on a rigorous quantitative (numbers) and qualitative process (judgement). Typically, funds are selected that are specific to an asset class, although flexible funds may be used as appropriate. The current fund target weights are indicated in the chart below, although these will be varied by the investment committee as circumstances dictate, including according to availability on platform.



LEAD INVESTMENT TEAM



Nic Spicer, FFA CFA®

Nic is an actuary, a CFA® charterholder and has over 10 years' worth of financial services experience. Nic is UK Head of Research at PortfolioMetrix.



Phil Wellington, CFA®

Phil is a CFA® charterholder and has over 10 years' worth of financial services experience. Phil is an Investment Analyst at PortfolioMetrix.



Brandon Zietsman, CAIA, CFA®

Brandon is a CFA® charterholder, a CAIA charterholder and is Head of Investments at PortfolioMetrix.

DISCLAIMER

Performance, fees and yield are based on the asset allocation, funds and fund share classes historically held on the Conexim platform. Due to platform constraints, funds, fund shareclasses and asset allocations (and hence exact fees, yields and performance) may be slightly different on other platforms. This document is only for professional financial advisers, their clients and their prospective clients. The information given here is for information purposes only and is not intended to constitute financial, legal, tax, investment or other professional advice. It should not be relied upon as such and PortfolioMetrix cannot accept any liability for loss for doing so. Any forecasts, expected future returns or expected future volatilities are not guaranteed and should not be relied upon. The value of investments, and the income from them, can go down as well as up, and you may not recover the amount of your original investment. Past performance is not a reliable indicator of future performance. PortfolioMetrix Asset Management Limited UK (PMAM) provides Conexim with investment advice in relation to certain private investor client portfolios, as permitted under the MiFID Regulations. However, as PMAM is not authorised as an investment firm in the EU / EEA, it does not provide any investment services directly to retail or opt-up professional clients in Ireland. Conexim remains at all times fully responsible for the implementation or non-implementation of any advice it receives from PMAM. Full calculation methodology available on request.

PORTFOLIO CHARACTERISTICS

The Growth portfolio emphasises longer-term growth in capital whilst accepting a higher degree of risk. Within the range, the fund sits at towards the top end of the risk spectrum and invests predominantly in growth assets. Careful diversification still allows for a significant degree of risk management, making it the ideal vehicle for long-term wealth accumulation at the cost of more volatile returns.

Experience has shown that mandates such as these have performed materially better than inflation over longer periods, highlighting that taking risk is a critical factor in achieving returns. However, investors need to be aware that, even with diversification, this portfolio may produce negative returns for even sustained periods and that investors need to demonstrate composure in the face of volatile markets.


INVESTOR PROFILE

- Are focussed on maximising returns
- Are prepared to accept a higher level of risk
- Prefer capital growth over income
- Have an investment time horizon of 7 years or longer

GENERAL INFORMATION

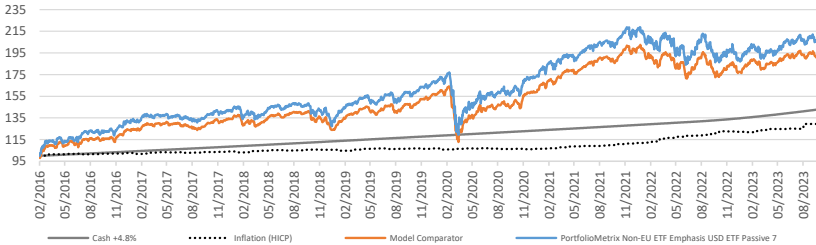
Model Objective	To maximise the return within the mandated level of risk. Based on current projections, this model portfolio is expected, but not guaranteed to, deliver Cash + 4.8% over a 7-year rolling period.
Model Comparator	A blend designed to give a similar risk profile to the equivalent PMX Core Risk Profile portfolio and is a 5/95 combination of the following sectors: <ul style="list-style-type: none"> • ILG Managed Aggressive • ILG International Equity
Launch Date	11 February 2016
Underlying Assets	Collective Investment Schemes authorised or recognised by the Central Bank of Ireland as well as Non-EU Exchange Traded Funds

FEES

Asset Management Fee	0.55% per annum
Underlying Fund Fees (OCF)	0.05%
Total Investment Mgmt. Fee	0.60%

PortfolioMetrix Non-EU ETF Emphasis USD ETF Passive 7 PERFORMANCE

	Cumulative Returns															Annualised (Since Launch)	
	1 Mth	3 Mth	6 Mth	YTD	1 Year	2 Year	3 Year	5 Year	2022	2021	2020	2019	2018	Since Launch	Return	Risk	
PMX USD ETF 7	-1.8%	-0.9%	4.0%	8.8%	9.9%	1.8%	29.1%	38.5%	-13.1%	24.0%	4.5%	25.9%	-5.8%	104.9%	9.8%	14.9%	
Model Comparator	-1.6%	-1.1%	3.6%	7.9%	10.8%	2.4%	30.7%	35.8%	-11.9%	24.8%	3.0%	25.9%	-7.4%	91.2%	8.9%	13.3%	
Relative	-0.2%	0.2%	0.4%	0.9%	-0.9%	-0.6%	-1.6%	2.7%	-1.2%	-0.8%	1.5%	0.0%	1.6%	13.7%	0.9%		



Performance is net of investment management and fund charges but gross of platform and adviser charges.

DISCLAIMER

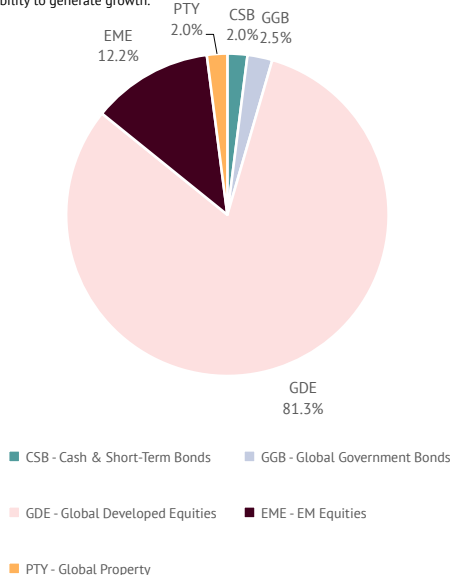
Data Source: PortfolioMetrix

Warning:	Past performance is not a reliable indicator of future performance.
Warning:	The value of your investments, and any income from them, may go down as well as up and you may lose some or all of the money you invest.
Warning:	Forecasts and expected returns are not guaranteed, and are not a reliable indicator of the future performance of your investments.

Performance, fees and yield are based on the asset allocation, funds and fund share classes historically held on the Conexim platform. Due to platform constraints, funds, fund shareclasses and asset allocations (and hence exact fees, yields and performance) may be slightly different on other platforms. This document is only for professional financial advisers, their clients and their prospective clients. The information given here is for information purposes only and is not intended to constitute financial, legal, tax, investment or other professional advice. It should not be relied upon as such and PortfolioMetrix cannot accept any liability for loss for doing so. Any forecasts, expected future returns or expected future volatilities are not guaranteed and should not be relied upon. **The value of investments, and the income from them, can go down as well as up, and you may not recover the amount of your original investment. Past performance is not a reliable indicator of future performance.** Portfolio holdings and asset allocation can change at any time without notice. PortfolioMetrix Asset Management Ltd is authorised and regulated in the United Kingdom by the Financial Conduct Authority. Conexim Advisors Limited (Conexim) is authorised and regulated by the Central Bank of Ireland (the Central Bank) as an investment firm under the Markets in Financial Instruments Regulations 2017 (the MIFID Regulations). PortfolioMetrix Asset Management Limited UK (PMAM) provides Conexim with investment advice in relation to certain private investor client portfolios, as permitted under the MIFID Regulations. However, as PMAM is not authorised as an investment firm in the EU / EEA, it does not provide any investment services directly to retail or opt-up professional clients in Ireland. Conexim remains at all times fully responsible for the implementation or non-implementation of any advice it receives from PMAM. Full calculation methodology available on request.

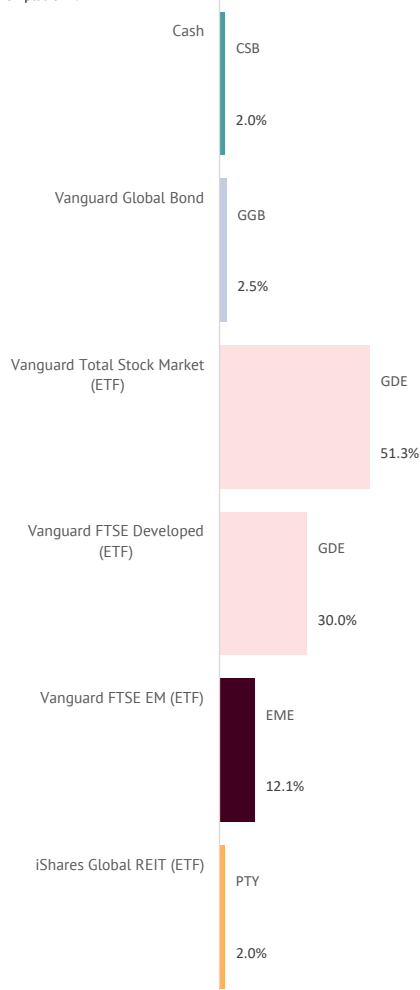
TARGET ASSET ALLOCATION

Asset allocation is the primary driver of risk in the fund – it is also the primary driver of returns. In this portfolio, the benefits of diversification allow for a significant reduction in overall portfolio risk relative to the riskiness of the individual underlying assets; without compromising the ability to generate growth.



TARGET UNDERLYING FUNDS

The underlying funds are selected based on a rigorous quantitative (numbers) and qualitative process (judgement). Typically, funds are selected that are specific to an asset class, although flexible funds may be used as appropriate. The current fund target weights are indicated in the chart below, although these will be varied by the investment committee as circumstances dictate, according to availability on platform.



LEAD INVESTMENT TEAM



Nic Spicer, FFA CFA®

Nic is an actuary, a CFA® charterholder and has over 10 years' worth of financial services experience. Nic is UK Head of Research at PortfolioMetrix.



Phil Wellington, CFA®

Phil is a CFA® charterholder and has over 10 years' worth of financial services experience. Phil is an Investment Analyst at PortfolioMetrix.



Brandon Zietsman, CAIA, CFA®

Brandon is a CFA® charterholder, a CAIA charterholder and is Head of Investments at PortfolioMetrix.

DISCLAIMER

Performance, fees and yield are based on the asset allocation, funds and fund share classes historically held on the Conexim platform. Due to platform constraints, funds, fund shareclasses and asset allocations (and hence exact fees, yields and performance) may be slightly different on other platforms. This document is only for professional financial advisers, their clients and their prospective clients. The information given here is for information purposes only and is not intended to constitute financial, legal, tax, investment or other professional advice. It should not be relied upon as such and PortfolioMetrix cannot accept any liability for loss for doing so. Any forecasts, expected future returns or expected future volatilities are not guaranteed and should not be relied upon. The value of investments, and the income from them, can go down as well as up, and you may not recover the amount of your original investment. Past performance is not a reliable indicator of future performance. Portfolio holdings and asset allocation can change at any time without notice. PortfolioMetrix Asset Management Ltd is authorised and regulated in the United Kingdom by the Financial Conduct Authority. Conexim Advisors Limited (Conexim) is authorised and regulated by the Central Bank of Ireland (the Central Bank) as an investment firm under the Markets in Financial Instruments Regulations 2017 (the MiFID Regulations). PortfolioMetrix Asset Management Limited UK (PMAM) provides Conexim with investment advice in relation to certain private investor client portfolios, as permitted under the MiFID Regulations. However, as PMAM is not authorised as an investment firm in the EU / EEA, it does not provide any investment services directly to retail or opt-up professional clients in Ireland. Conexim remains at all times fully responsible for the implementation or non-implementation of any advice it receives from PMAM. Full calculation methodology available on request.

PORTFOLIO CHARACTERISTICS

This model portfolio emphasises medium to longer-term growth of capital and income. Whilst on the slightly higher end of the risk spectrum, there remains a significant degree of focus on diversification and risk management, making it the ideal vehicle for wealth accumulation without excessive exposure to market volatility.

Experience has shown that mandates such as these have generated consistent inflation-beating returns over time and that taking on some risk is a critical factor in wealth accumulation and preservation of real capital. Nevertheless, investors need to be able to demonstrate composure in the face of volatile markets.



INVESTOR PROFILE

- Wish to accumulate capital and increase future purchasing power
- Can weather occasional periods of subdued or negative returns
- Have a preference for capital growth over income
- Have an investment time horizon of 5 years or longer

GENERAL INFORMATION

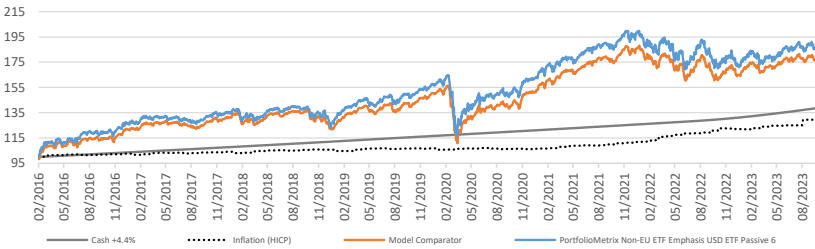
Model Objective	To maximise the return within the mandated level of risk. Based on current projections, this model portfolio is expected, but not guaranteed to, deliver Cash + 4.4% over a 6-year rolling period.
Model Comparator	A blend designed to give a similar risk profile to the equivalent PMX Core Risk Profile portfolio and is a 45/55 combination of the following sectors: <ul style="list-style-type: none"> • ILG Managed Aggressive • ILG International Equity
Launch Date	11 February 2016
Underlying Assets	Collective Investment Schemes authorised or recognised by the Central Bank of Ireland as well as Non-EU Exchange Traded Funds

FEES

Asset Management Fee	0.55% per annum
Underlying Fund Fees (OCF)	0.06%
Total Investment Mgmt. Fee	0.61%

PortfolioMetrix Non-EU ETF Emphasis USD ETF Passive 6 PERFORMANCE

	Cumulative Returns															Annualised (Since Launch)	
	1 Mth	3 Mth	6 Mth	YTD	1 Year	2 Year	3 Year	5 Year	2022	2021	2020	2019	2018	Since Launch	Return	Risk	
PMX USD ETF 6	-1.8%	-1.0%	3.2%	7.6%	8.6%	-0.5%	23.4%	32.6%	-13.2%	21.1%	4.5%	22.8%	-5.2%	85.0%	8.4%	13.1%	
Model Comparator	-1.6%	-1.1%	3.1%	7.0%	9.7%	0.6%	25.6%	28.9%	-11.9%	22.0%	2.2%	22.8%	-7.0%	76.1%	7.7%	12.1%	
Relative	-0.2%	0.1%	0.1%	0.6%	-1.1%	-1.1%	-2.2%	3.7%	-1.3%	-0.9%	2.3%	0.0%	1.8%	8.9%	0.7%		



Performance is net of investment management and fund charges but gross of platform and adviser charges.

DISCLAIMER

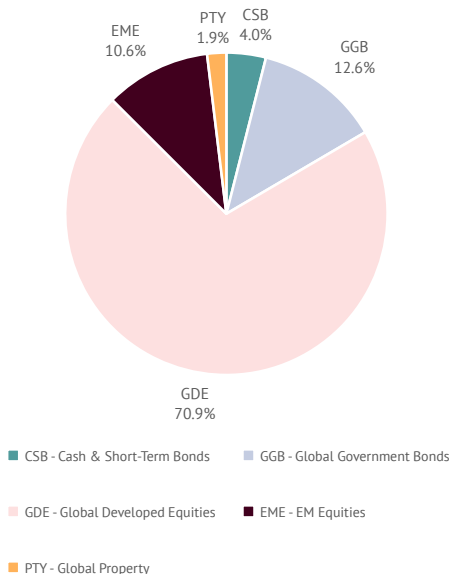
Data Source: PortfolioMetrix

Warning:	Past performance is not a reliable indicator of future performance.
Warning:	The value of your investments, and any income from them, may go down as well as up and you may lose some or all of the money you invest.
Warning:	Forecasts and expected returns are not guaranteed, and are not a reliable indicator of the future performance of your investments.

Performance, fees and yield are based on the asset allocation, funds and fund share classes historically held on the Conexim platform. Due to platform constraints, funds, fund shareclasses and asset allocations (and hence exact fees, yields and performance) may be slightly different on other platforms. This document is only for professional financial advisers, their clients and their prospective clients. The information given here is for information purposes only and is not intended to constitute financial, legal, tax, investment or other professional advice. It should not be relied upon as such and PortfolioMetrix cannot accept any liability for loss for doing so. Any forecasts, expected future returns or expected future volatilities are not guaranteed and should not be relied upon. The value of investments, and the income from them, can go down as well as up, and you may not recover the amount of your original investment. Past performance is not a reliable indicator of future performance. Portfolio holdings and asset allocation can change at any time without notice. PortfolioMetrix Asset Management Ltd is authorised and regulated in the United Kingdom by the Financial Conduct Authority. Conexim Advisors Limited (Conexim) is authorised and regulated by the Central Bank of Ireland (the Central Bank) as an investment firm under the Markets in Financial Instruments Regulations 2017 (the MIFID Regulations). PortfolioMetrix Asset Management Limited UK (PMAM) provides Conexim with investment advice in relation to certain private investor client portfolios, as permitted under the MIFID Regulations. However, as PMAM is not authorised as an investment firm in the EU / EEA, it does not provide any investment services directly to retail or opt-up professional clients in Ireland. Conexim remains at all times fully responsible for the implementation or non-implementation of any advice it receives from PMAM. Full calculation methodology available on request.

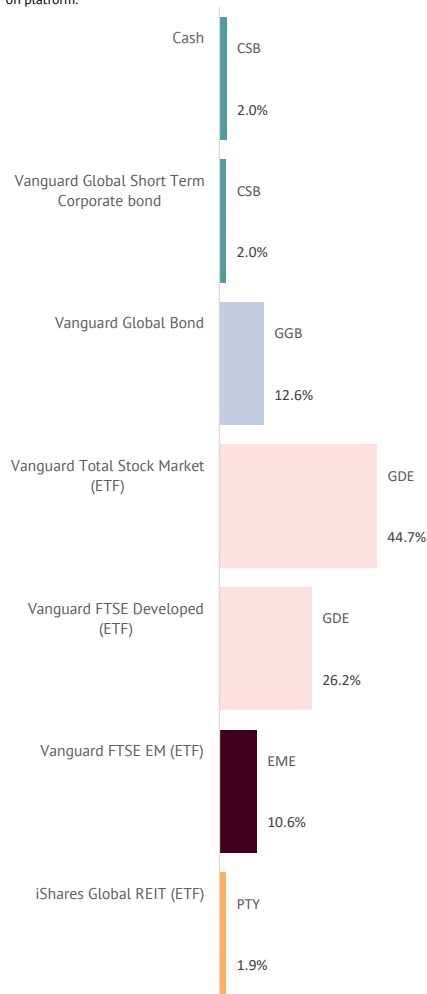
TARGET ASSET ALLOCATION

Asset allocation is the primary driver of risk in the fund – it is also the primary driver of returns. In this portfolio, there is a bias towards growth assets, tempered by the risk-reducing benefits of diversification.



TARGET UNDERLYING FUNDS

The underlying funds are selected based on a rigorous quantitative (numbers) and qualitative process (judgement). Typically, funds are selected that are specific to an asset class, although flexible funds may be used as appropriate. The current fund target weights are indicated in the chart below, although these will be varied by the investment committee as circumstances dictate, including according to availability on platform.



LEAD INVESTMENT TEAM



Nic Spicer, FFA CFA®

Nic is an actuary, a CFA® charterholder and has over 10 years' worth of financial services experience. Nic is UK Head of Research at PortfolioMetrix.



Phil Wellington, CFA®

Phil is a CFA® charterholder and has over 10 years' worth of financial services experience. Phil is an Investment Analyst at PortfolioMetrix.



Brandon Zietsman, CAIA, CFA®

Brandon is a CFA® charterholder, a CAIA charterholder and is Head of Investments at PortfolioMetrix.

DISCLAIMER

Performance, fees and yield are based on the asset allocation, funds and fund share classes historically held on the Conexim platform. Due to platform constraints, funds, fund shareclasses and asset allocations (and hence exact fees, yields and performance) may be slightly different on other platforms. This document is only for professional financial advisers, their clients and their prospective clients. The information given here is for information purposes only and is not intended to constitute financial, legal, tax, investment or other professional advice. It should not be relied upon as such and PortfolioMetrix cannot accept any liability for loss for doing so. Any forecasts, expected future returns or expected future volatilities are not guaranteed and should not be relied upon. The value of investments, and the income from them, can go down as well as up, and you may not recover the amount of your original investment. Past performance is not a reliable indicator of future performance. Portfolio holdings and asset allocation can change at any time without notice. PortfolioMetrix Asset Management Ltd is authorised and regulated in the United Kingdom by the Financial Conduct Authority. Conexim Advisors Limited (Conexim) is authorised and regulated by the Central Bank of Ireland (the Central Bank) as an investment firm under the Markets in Financial Instruments Regulations 2017 (the MiFID Regulations). PortfolioMetrix Asset Management Limited UK (PMAM) provides Conexim with investment advice in relation to certain private investor client portfolios, as permitted under the MiFID Regulations. However, as PMAM is not authorised as an investment firm in the EU / EEA, it does not provide any investment services directly to retail or opt-up professional clients in Ireland. Conexim remains at all times fully responsible for the implementation or non-implementation of any advice it receives from PMAM. Full calculation methodology available on request.

PORTFOLIO CHARACTERISTICS

This model portfolio emphasises medium to longer-term growth of capital and income. Whilst on the slightly higher end of the risk spectrum, there remains a significant degree of focus on diversification and risk management, making it the ideal vehicle for wealth accumulation without excessive exposure to market volatility.

Experience has shown that mandates such as these have generated consistent inflation-beating returns over time and that taking on some risk is a critical factor in wealth accumulation and preservation of real capital. Nevertheless, investors need to be able to demonstrate composure in the face of volatile markets.



INVESTOR PROFILE

- Wish to accumulate capital and increase future purchasing power
- Can weather occasional periods of subdued or negative returns
- Have a preference for capital growth over income
- Have an investment time horizon of 5 years or longer

GENERAL INFORMATION

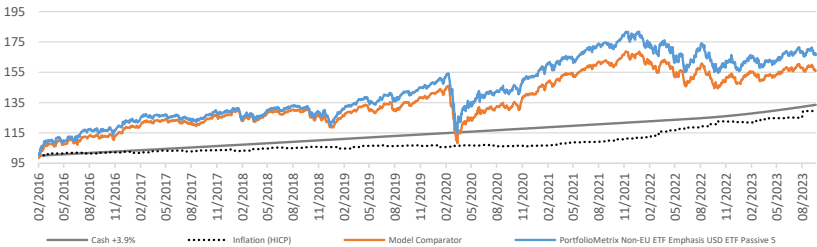
Model Objective	To maximise the return within the mandated level of risk. Based on current projections, this model portfolio is expected, but not guaranteed to, deliver Cash + 3.9% over a 6-year rolling period.
Model Comparator	A blend designed to give a similar risk profile to the equivalent PMX Core Risk Profile portfolio and is a 5/95 combination of the following sectors: <ul style="list-style-type: none"> • ILG Managed Balanced • ILG Managed Aggressive
Launch Date	11 February 2016
Underlying Assets	Collective Investment Schemes authorised or recognised by the Central Bank of Ireland as well as Non-EU Exchange Traded Funds

FEES

Asset Management Fee	0.55% per annum
Underlying Fund Fees (OCF)	0.07%
Total Investment Mgmt. Fee	0.62%

PortfolioMetrix Non-EU ETF Emphasis USD ETF Passive 5 PERFORMANCE

	Cumulative Returns															Annualised (Since Launch)	
	1 Mth	3 Mth	6 Mth	YTD	1 Year	2 Year	3 Year	5 Year	2022	2021	2020	2019	2018	Since Launch	Return	Risk	
PMX USD ETF 5	-1.8%	-1.2%	2.3%	6.4%	7.3%	-2.7%	16.7%	25.6%	-13.3%	17.4%	4.4%	19.8%	-4.6%	66.4%	6.9%	11.3%	
Model Comparator	-1.6%	-1.1%	2.3%	5.6%	8.0%	-1.9%	18.5%	19.5%	-11.9%	17.9%	1.0%	18.5%	-6.5%	56.0%	6.0%	10.5%	
Relative	-0.2%	-0.1%	0.0%	0.8%	-0.7%	-0.8%	-1.8%	6.1%	-1.4%	-0.5%	3.4%	1.3%	1.9%	10.4%	0.9%		



Performance is net of investment management and fund charges but gross of platform and adviser charges.

DISCLAIMER

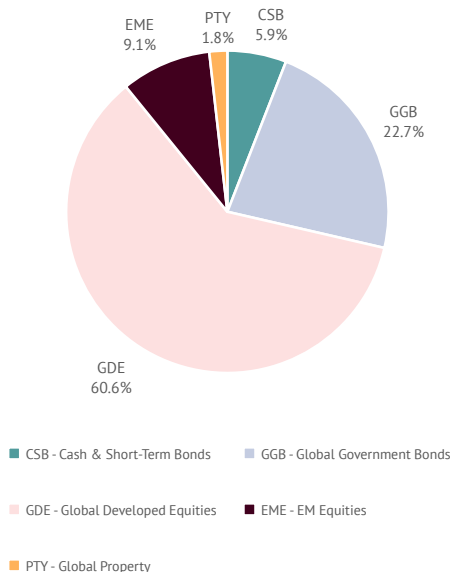
Data Source: PortfolioMetrix

Warning:	Past performance is not a reliable indicator of future performance.
Warning:	The value of your investments, and any income from them, may go down as well as up and you may lose some or all of the money you invest.
Warning:	Forecasts and expected returns are not guaranteed, and are not a reliable indicator of the future performance of your investments.

Performance, fees and yield are based on the asset allocation, funds and fund share classes historically held on the Conexim platform. Due to platform constraints, funds, fund shareclasses and asset allocations (and hence exact fees, yields and performance) may be slightly different on other platforms. This document is only for professional financial advisers, their clients and their prospective clients. The information given here is for information purposes only and is not intended to constitute financial, legal, tax, investment or other professional advice. It should not be relied upon as such and PortfolioMetrix cannot accept any liability for loss for doing so. Any forecasts, expected future returns or expected future volatilities are not guaranteed and should not be relied upon. The value of investments, and the income from them, can go down as well as up, and you may not recover the amount of your original investment. Past performance is not a reliable indicator of future performance. Portfolio holdings and asset allocation can change at any time without notice. PortfolioMetrix Asset Management Ltd is authorised and regulated in the United Kingdom by the Financial Conduct Authority. Conexim Advisors Limited (Conexim) is authorised and regulated by the Central Bank of Ireland (the Central Bank) as an investment firm under the Markets in Financial Instruments Regulations 2017 (the MIFID Regulations). PortfolioMetrix Asset Management Limited UK (PMAM) provides Conexim with investment advice in relation to certain private investor client portfolios, as permitted under the MIFID Regulations. However, as PMAM is not authorised as an investment firm in the EU / EEA, it does not provide any investment services directly to retail or opt-up professional clients in Ireland. Conexim remains at all times fully responsible for the implementation or non-implementation of any advice it receives from PMAM. Full calculation methodology available on request.

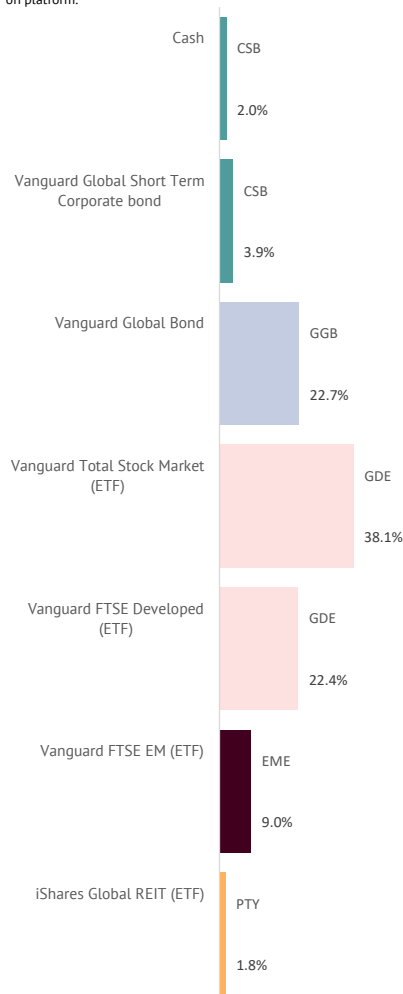
TARGET ASSET ALLOCATION

Asset allocation is the primary driver of risk in the fund – it is also the primary driver of returns. In this portfolio, there is a bias towards growth assets, tempered by the risk-reducing benefits of diversification.



TARGET UNDERLYING FUNDS

The underlying funds are selected based on a rigorous quantitative (numbers) and qualitative process (judgement). Typically, funds are selected that are specific to an asset class, although flexible funds may be used as appropriate. The current fund target weights are indicated in the chart below, although these will be varied by the investment committee as circumstances dictate, including according to availability on platform.



LEAD INVESTMENT TEAM



Nic Spicer, FFA CFA®

Nic is an actuary, a CFA® charterholder and has over 10 years' worth of financial services experience. Nic is UK Head of Research at PortfolioMetrix.



Phil Wellington, CFA®

Phil is a CFA® charterholder and has over 10 years' worth of financial services experience. Phil is an Investment Analyst at PortfolioMetrix.



Brandon Zietsman, CAIA, CFA®

Brandon is a CFA® charterholder, a CAIA charterholder and is Head of Investments at PortfolioMetrix.

DISCLAIMER

Performance, fees and yield are based on the asset allocation, funds and fund share classes historically held on the Conexim platform. Due to platform constraints, funds, fund shareclasses and asset allocations (and hence exact fees, yields and performance) may be slightly different on other platforms. This document is only for professional financial advisers, their clients and their prospective clients. The information given here is for information purposes only and is not intended to constitute financial, legal, tax, investment or other professional advice. It should not be relied upon as such and PortfolioMetrix cannot accept any liability for loss for doing so. Any forecasts, expected future returns or expected future volatilities are not guaranteed and should not be relied upon. The value of investments, and the income from them, can go down as well as up, and you may not recover the amount of your original investment. Past performance is not a reliable indicator of future performance. Portfolio holdings and asset allocation can change at any time without notice. PortfolioMetrix Asset Management Ltd is authorised and regulated in the United Kingdom by the Financial Conduct Authority. Conexim Advisors Limited (Conexim) is authorised and regulated by the Central Bank of Ireland (the Central Bank) as an investment firm under the Markets in Financial Instruments Regulations 2017 (the MiFID Regulations). PortfolioMetrix Asset Management Limited UK (PMAM) provides Conexim with investment advice in relation to certain private investor client portfolios, as permitted under the MiFID Regulations. However, as PMAM is not authorised as an investment firm in the EU / EEA, it does not provide any investment services directly to retail or opt-up professional clients in Ireland. Conexim remains at all times fully responsible for the implementation or non-implementation of any advice it receives from PMAM. Full calculation methodology available on request.